ISED Test Report

IC	:	**3147A-BL5340PA**
Equipment	:	**Bluetooth 5.2 BLE + 802.15.4 + NFC Module**
Model No.	:	**BL5340PA Series**
Brand Name	:	**Laird Connectivity**
Applicant	:	**Laird Connectivity LLC**
Address	:	**W66N220 Commerce Court, Cedarburg, WI 53012 United States Of America**
Manufacturer	:	**Laird Connectivity LLC**
Address	:	**W66N220 Commerce Court, Cedarburg, Wisconsin 53012, USA**
Standard	:	**RSS-247 Issue 2 February 2017**
Received Date	:	**Oct. 04, 2021**
Tested Date	:	**Nov. 14, 2022 ~ Jan. 30, 2023**

We, International Certification Corporation, would like to declare that the tested sample has been evaluated and in compliance with the requirement of the above standards. The test results contained in this report refer exclusively to the product. It shall not be reproduced except in full without the written approval of our laboratory.

Reviewed by: **Approved by:**

Along Chen / Assistant Manager **Gary Chang / Manager**

Table of Contents

1 GENERAL DESCRIPTION 5

1.1 Information 5
1.2 Local Support Equipment List 8
1.3 Test Setup Chart 8
1.4 Test Equipment List and Calibration Data 9
1.5 Test Standards 10
1.6 Reference Guidance 10
1.7 Deviation from Test Standard and Measurement Procedure 10
1.8 Measurement Uncertainty 10

2 TEST CONFIGURATION 11

2.1 Testing Facility 11
2.2 The Worst Test Modes and Channel Details 12

3 TRANSMITTER TEST RESULTS 13

3.1 6dB and Occupied Bandwidth 13
3.2 Conducted Output Power 14
3.3 Power Spectral Density 15
3.4 Unwanted Emissions in Restricted Frequency Bands 16
3.5 Emissions in non-restricted Frequency Bands 19
3.6 AC Power Line Conducted Emissions 20

4 TEST LABORATORY INFORMATION 21

Appendix A. 6dB and Occupied Bandwidth

Appendix B. Conducted Output Power

Appendix C. Power Spectral Density

Appendix D. Unwanted Emissions into Restricted Frequency Bands

Appendix E. Emissions in Non-Restricted Frequency Bands

Appendix F. AC Power Line Conducted Emissions

Release Record

Report No.	Version	Description	Issued Date
CR1O0405AE	Rev. 01	Initial issue	Mar. 24, 2023

Summary of Test Results

IC Rules	Test Items	Measured	Result
RSS-Gen Section 8.8	AC Power Line Conducted Emissions	[dBuV]: 2.384MHz 28.19 (Margin -17.81dB) - AV	Pass
RSS-247 Section 5.5 RSS-Gen Section 8.9	Unwanted Emissions	[dBuV/m at 3m]: 4804.00MHz 45.57 (Margin -8.43dB) - AV	Pass
RSS-247 Section 5.4 (d)	Conducted Output Power	Power [dBm]: 19.23 Margin -10.77 dB	Pass
RSS-247 Section 5.2 (a)	6dB Bandwidth	Meet the requirement of limit Margin – 0.137681 MHz	Pass
RSS-247 Section 5.2 (b)	Power Spectral Density	Meet the requirement of limit Margin – 0.53 dB	Pass
N/A	Antenna Requirement	Meet the requirement of limit	Pass

Declaration of Conformity:
The test results with all measurement uncertainty excluded are presented in accordance with the regulation limits or requirements declared by manufacturers.
Comments and Explanations:
The declared of product specification for EUT presented in the report are provided by the manufacturer, and the manufacturer takes all the responsibilities for the accuracy of product specification.

1 General Description

1.1 Information

1.1.1 Specification of the Equipment under Test (EUT)

RF General Information				
Frequency Range (MHz)	**Bluetooth Mode**	**Ch. Freq. (MHz)**	**Channel Number**	**Data Rate**
2400-2483.5	LE	2402-2480	40	125 kbps
				500 kbps
				1 Mbps
		2404-2478	37	2 Mbps
Note: Bluetooth LE (Low energy) uses GFSK modulation.				

1.1.2 Antenna Details

Ant. No.	Brand	Model	Type	Connector	2400-2500MHz	2400-2480MHz	Remarks
					Gain (dBi)		
1	Laird	NanoBlue	PCB Dipole	IPEX MHF4	2	---	External
2	Laird	FlexPIFA	PCB Dipole	IPEX MHF4	---	2	External
3	Mag.Layers	EDA-8709-2G4C1-B27-CY	Dipole	IPEX MHF4	2	---	External
4	Laird	mFlexPIFA	PIFA	IPEX MHF4	---	2	External
5	Laird	Laird NFC	spiral	---	---	---	Internal + External
6	Laird	BL5340 onboard printed PCB Trace antenna	Printed PCB	---	1.49	---	Internal
7	Laird	i-FlexPIFA	Inverted Ground Flexible Planar Inverted F Antenna (i-FlexPIFA)	---	---	3.1	External

1.1.3 Power Supply Type of Equipment under Test (EUT)

Power Supply Type	3.3Vdc from host		
Operational Voltage	☐ Vnom (3.30 Vdc)	☒ Vmax (3.60 Vdc)	☒ Vmin (3.00 Vdc)

1.1.4 Accessories

N/A

1.1.5 Test Sample Information

Serial Number of Test Sample	Radiated Emission: 940-00179_00008 AC Power Line Conducted Emission: 940-00179_00008 Antenna Port Conducted: 940-00179_00008 940-00164_00013

1.1.6 Channel List

Frequency band (MHz)				2400~2483.5 / BT-LE(125 kbps / 500 kbps / 1Mbps)			
Channel	**Frequency (MHz)**	**Channel**	**Frequency (MHz)**	**Channel**	**Frequency (MHz)**	**Channel**	**Frequency (MHz)**
37	2402	9	2422	18	2442	28	2462
0	2404	10	2424	19	2444	29	2464
1	2406	38	2426	20	2446	30	2466
2	2408	11	2428	21	2448	31	2468
3	2410	12	2430	22	2450	32	2470
4	2412	13	2432	23	2452	33	2472
5	2414	14	2434	24	2454	34	2474
6	2416	15	2436	25	2456	35	2476
7	2418	16	2438	26	2458	36	2478
8	2420	17	2440	27	2460	39	2480

Frequency band (MHz)				2404-2478 / BT-LE(2Mbps)			
Channel	**Frequency (MHz)**	**Channel**	**Frequency (MHz)**	**Channel**	**Frequency (MHz)**	**Channel**	**Frequency (MHz)**
0	2404	10	2424	20	2446	30	2466
1	2406	11	2428	21	2448	31	2468
2	2408	12	2430	22	2450	32	2470
3	2410	13	2432	23	2452	33	2472
4	2412	14	2434	24	2454	34	2474
5	2414	15	2436	25	2456	35	2476
6	2416	16	2438	26	2458	36	2478
7	2418	17	2440	27	2460	--	--
8	2420	18	2442	28	2462	--	--
9	2422	19	2444	29	2464	--	--

1.1.7 Test Tool and Duty Cycle

Test Tool	Tera Term, Version: 4.74	
Modulation Mode	**Duty Cycle Of Test Signal (%)**	**Duty Factor (dB)**
BT-LE(125kbps)	100.00%	0.00
BT-LE(500kbps)	100.00%	0.00
BT-LE(1Mbps)	100.00%	0.00
BT-LE(2Mbps)	100.00%	0.00

1.1.8 Power Index of Test Tool

External antenna

Modulation Mode	Test Frequency (MHz)					
	2402		2440		2480	
	Main chip (nRF5340)	FEM chip (nRF21540)	Main chip (nRF5340)	FEM chip (nRF21540)	Main chip (nRF5340)	FEM chip (nRF21540)
GFSK/125kbps	neg8dBm	25(Gain=20)	neg8dBm	25(Gain=20)	neg8dBm	25(Gain=20)
GFSK/500kbps	neg3dBm	25(Gain=20)	neg3dBm	25(Gain=20)	neg7dBm	25(Gain=20)
GFSK/1Mbps	neg3dBm	25(Gain=20)	neg3dBm	25(Gain=20)	neg7dBm	25(Gain=20)
Modulation Mode	**2404**		**2440**		**2478**	
	Main chip (nRF5340)	**FEM chip (nRF21540)**	**Main chip (nRF5340)**	**FEM chip (nRF21540)**	**Main chip (nRF5340)**	**FEM chip (nRF21540)**
GFSK/2Mbps	neg3dBm	25(Gain=20)	neg3dBm	25(Gain=20)	neg12dBm	25(Gain=20)

Internal antenna

Modulation Mode	Test Frequency (MHz)					
	2402		2440		2480	
	Main chip (nRF5340)	FEM chip (nRF21540)	Main chip (nRF5340)	FEM chip (nRF21540)	Main chip (nRF5340)	FEM chip (nRF21540)
BT-LE(125kbps)	neg8dBm	25(Gain=20)	neg8dBm	25(Gain=20)	neg8dBm	25(Gain=20)
BT-LE(500kbps)	neg3dBm	25(Gain=20)	neg3dBm	25(Gain=20)	neg5dBm	25(Gain=20)
BT-LE(1Mbps)	neg3dBm	25(Gain=20)	neg3dBm	25(Gain=20)	neg5dBm	25(Gain=20)
Modulation Mode	**2404**		**2440**		**2478**	
	Main chip (nRF5340)	**FEM chip (nRF21540)**	**Main chip (nRF5340)**	**FEM chip (nRF21540)**	**Main chip (nRF5340)**	**FEM chip (nRF21540)**
BT-LE(2Mbps)	neg3dBm	25(Gain=20)	neg3dBm	25(Gain=20)	neg8dBm	25(Gain=20)

Note:
BL5340PA modules certified with FIXED default nRF21540 TX_Gain=POUTA_PROD=20dB±0.5dB (which is the TX_Gain value stored in the nRF21540 chip production by Nordic per chip to chip to hit the TX_Gain=POUTA_PROD=20dB±0.5dB). This particular certification sample had Nordic calibrated and stored TX_Gain value in decimal of 25." "BL5340PA consists of nRF5340 chip RF driving the nRF21540 Front end module (FEM) which is used in 20dB FIXED TX_Gain mode.

1.2 Local Support Equipment List

Support Equipment List					
No.	**Equipment**	**Brand**	**Model**	**FCC ID**	**Remarks**
1	Notebook	DELL	Latitude E5470	DoC	---
2	50Ω terminator	---	---	---	---
3	Fixture	---	---	---	Provided by applicant.
4	USB Cable	ICC	micro to A	---	---

1.3 Test Setup Chart

Test Setup Diagram – conducted emission

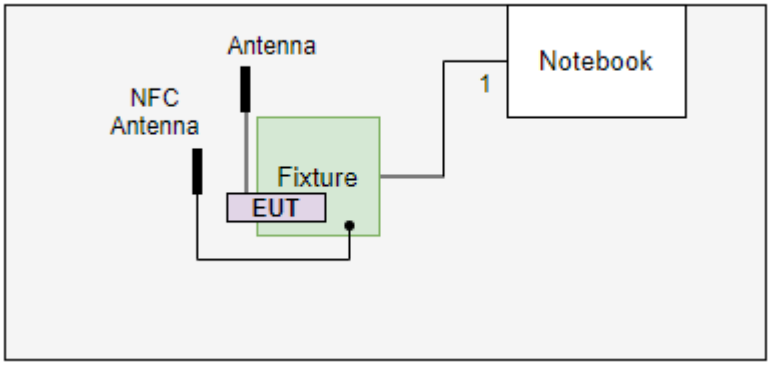

No.	Signal cable / Length (m)
1	USB, 1m shielded.

Test Setup Diagram – radiated emission

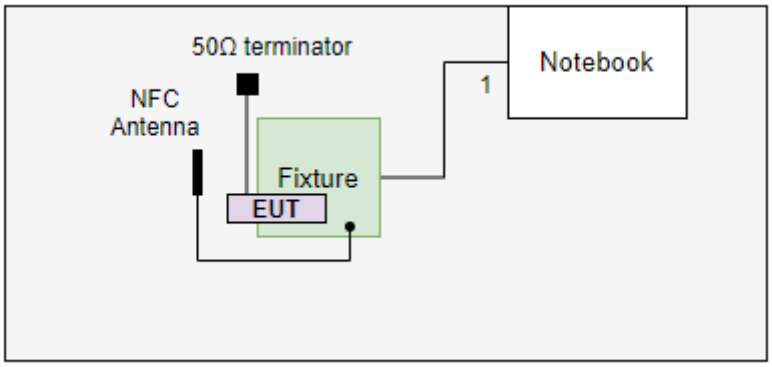

No.	Signal cable / Length (m)
1	USB, 1m shielded.

1.4 Test Equipment List and Calibration Data

Test Item	Conducted Emission				
Test Site	Conduction room 1 / (CO01-WS)				
Tested Date	Jan. 30, 2023				
Instrument	**Brand**	**Model No.**	**Serial No.**	**Calibration Date**	**Calibration Until**
Receiver	R&S	ESR3	101658	Feb. 16, 2022	Feb. 15, 2023
LISN	R&S	ENV216	101579	Apr. 21, 2022	Apr. 20, 2023
LISN (Support Unit)	SCHWARZBECK	Schwarzbeck 8127	8127666	Feb. 15, 2022	Feb. 14, 2023
RF Cable-CON	Woken	CFD200-NL	CFD200-NL-001	Oct. 17, 2022	Oct. 16, 2023
50 ohm terminal (Support Unit)	NA	50	01	May 10, 2022	May 09, 2023
Measurement Software	AUDIX	e3	6.120210k	NA	NA
Note: Calibration Interval of instruments listed above is one year.					

Test Item	Radiated Emission				
Test Site	966 chamber3 / (03CH03-WS)				
Tested Date	Nov. 15 ~ Nov. 16, 2022				
Instrument	**Brand**	**Model No.**	**Serial No.**	**Calibration Date**	**Calibration Until**
Receiver	R&S	ESR3	101657	Mar. 15, 2022	Mar. 14, 2023
Spectrum Analyzer	R&S	FSV40	101499	Mar. 08, 2022	Mar. 07, 2023
Loop Antenna	R&S	HFH2-Z2	100330	Nov. 01, 2022	Oct. 31, 2023
Bilog Antenna	SCHWARZBECK	VULB9168	VULB9168-685	Jun. 28, 2022	Jun. 27, 2023
Horn Antenna 1G-18G	SCHWARZBECK	BBHA 9120 D	BBHA 9120 D 1206	Dec. 20, 2021	Dec. 19, 2022
Horn Antenna 18G-40G	SCHWARZBECK	BBHA 9170	BBHA 9170508	Jan. 11, 2022	Jan. 10, 2023
Preamplifier	EMC	EMC02325	980187	Jul. 16, 2022	Jul. 15, 2023
Preamplifier	EMC	EMC184045SE	980897	Aug. 01, 2022	Jul. 31, 2023
Preamplifier	EMC	EMC184045SE	980903	Jul. 16, 2022	Jul. 15, 2023
Loop Antenna Cable	KOAX KABEL	101354-BW	101354-BW	Oct. 04, 2022	Oct. 03, 2023
LF cable-0.8M	EMC	EMC8D-NM-NM-800	EMC8D-NM-NM-800-001	Sep. 23, 2022	Sep. 22, 2023
LF cable-3M	EMC	EMC8D-NM-NM-3000	131103	Sep. 23, 2022	Sep. 22, 2023
LF cable-13M	EMC	EMC8D-NM-NM-13000	131104	Sep. 23, 2022	Sep. 22, 2023
RF cable-3M	HUBER+SUHNER	SUCOFLEX104	MY22620/4	Sep. 23, 2022	Sep. 22, 2023
RF cable-8M	EMC	EMC104-SM-SM-8000	181107	Sep. 23, 2022	Sep. 22, 2023
Measurement Software	AUDIX	e3	6.120210g	NA	NA
Note: Calibration Interval of instruments listed above is one year.					

Test Item	RF Conducted				
Test Site	(TH01-WS)				
Tested Date	Nov. 14, 2022 ~ Jan. 03, 2023				
Instrument	**Brand**	**Model No.**	**Serial No.**	**Calibration Date**	**Calibration Until**
Spectrum Analyzer	R&S	FSV40	101910	Apr. 08, 2022	Apr. 07, 2023
Power Meter	Anritsu	ML2495A	1241001	Jan. 14, 2022	Jan. 13, 2023
Power Sensor	Anritsu	MA2411B	1911228	Jan. 14, 2022	Jan. 13, 2023
Measurement Software	Sporton	SENSE-15247_FS	V5.10.7.11	NA	NA
Note: Calibration Interval of instruments listed above is one year.					

1.5 Test Standards

RSS-247 Issue 2 February 2017
RSS-Gen Issue 5 February 2021 Amendment 2
ANSI C63.10-2013

1.6 Reference Guidance

FCC KDB 558074 D01 15.247 Meas Guidance v05r02

1.7 Deviation from Test Standard and Measurement Procedure

None

1.8 Measurement Uncertainty

The measurement uncertainties given below are based on a 95% confidence level (based on a coverage factor (k=2)).

Measurement Uncertainty	
Parameters	**Uncertainty**
Bandwidth	±34.130 Hz
Conducted power	±0.808 dB
Power density	±0.583 dB
Conducted emission	±2.715 dB
AC conducted emission	±2.92 dB
Unwanted Emission ≤ 1GHz	±3.96 dB
Unwanted Emission > 1GHz	±4.51 dB

2 Test Configuration

2.1 Testing Facility

Test Laboratory	International Certification Corporation
Test Site	CO01-WS, TH01-WS
Address of Test Site	No.3-1, Lane 6, Wen San 3rd St., Kwei Shan Dist., Tao Yuan City 33381, Taiwan (R.O.C.)
Test Site	03CH03-WS
Address of Test Site	No.14-1, Lane 19, Wen San 3rd St., Kwei Shan Dist., Tao Yuan City 33381, Taiwan (R.O.C.)

- FCC Designation No.: TW0009
- FCC site registration No.: 207696
- ISED#: 10807C
- CAB identifier: TW2732

2.2 The Worst Test Modes and Channel Details

Test item	Mode	Test Frequency (MHz)	Conducted / Radiated measurement	Test Configuration
AC Power Line Conducted Emissions	BT-LE(1Mbps)	2440	Conducted	1 Note2, 2 Note2
Unwanted Emissions ≤ 1GHz	BT-LE(1Mbps)	2440	Conducted	1 Note2, 2 Note2
Unwanted Emissions > 1GHz	BT-LE(125kbps) BT-LE(500kbps) BT-LE(1Mbps) BT-LE(2Mbps)	2402, 2440, 2480 2402, 2440, 2480 2402, 2440, 2480 2404, 2440, 2478	Conducted	1 Note2, 2 Note2
Unwanted Emissions ≤ 1GHz	BT-LE(1Mbps)	2440	Radiated	1 Note2,3
Unwanted Emissions > 1GHz	BT-LE(125kbps) BT-LE(500kbps) BT-LE(1Mbps) BT-LE(2Mbps)	2402, 2440, 2480 2402, 2440, 2480 2402, 2440, 2480 2404, 2440, 2478	Radiated	1 Note2,3
Unwanted Emissions > 1GHz	BT-LE(500kbps) BT-LE(1Mbps) BT-LE(2Mbps)	2480 2480 2478	Radiated	2 Note2,3
Conducted Output Power 6dB bandwidth Power spectral density	BT-LE(125kbps) BT-LE(500kbps) BT-LE(1Mbps) BT-LE(2Mbps)	2402, 2440, 2480 2402, 2440, 2480 2402, 2440, 2480 2404, 2440, 2478	Conducted	1 Note2
Conducted Output Power 6dB bandwidth Power spectral density	BT-LE(500kbps) BT-LE(1Mbps) BT-LE(2Mbps)	2480 2480 2478	Conducted	2 Note2

NOTE:

1. The EUT was pretested with 3 orientations placed on the table for the radiated emission measurement – X, Y, and Z-plane. The **Z-plane** result was found as the worst case and was shown in this report.
2. Test configurations are listed as below:
   1) Configuration 1: Power index of Internal antenna + Laird NFC
   2) Configuration 2: Power index of External antenna (Model: i-FlexPIFA) + Laird NFC
3. The 50Ω terminators are connected to antenna port of EUT for radiated emission measurement.
4. VREQCNTRL turned off
5. nRF5340 chipset DCDC convertor Mode A : VREGRADIO DCDC on / VRERGMAIN DCDC on / VREGH DCDC on

   nRF5340 chipset DCDC convertor Mode B : VREGRADIO DCDC off / VRERGMAIN DCDC off / VREGH DCDC off

   Mode A is the worst case

3 Transmitter Test Results

3.1 6dB and Occupied Bandwidth

3.1.1 Limit of 6dB Bandwidth

The minimum 6dB bandwidth shall be at least 500 kHz.

3.1.2 Test Procedures

6dB Bandwidth

1. Set resolution bandwidth (RBW) = 1% to 5% of the anticipated emission, Video bandwidth = 3x the RBW.
2. Detector = Peak, Trace mode = max hold.
3. Sweep = auto couple, Allow the trace to stabilize.
4. Measure the maximum width of the emission that is constrained by the frequencies associated with the two outermost amplitude points (upper and lower) that are attenuated by 6dB relative to the maximum level measured in the fundamental emission.

Occupied Bandwidth

1. Set resolution bandwidth (RBW) = 1% ~ 5 % of OBW, Video bandwidth = 3 x RBW
2. Detector = Sample, Trace mode = max hold.
3 Sweep = auto couple, Allow the trace to stabilize.
4. Use the OBW measurement function of spectrum analyzer to measure the occupied bandwidth.

3.1.3 Test Setup

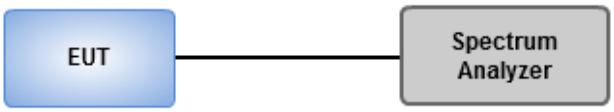

3.1.4 Test Results

Ambient Condition	24-25°C / 61-65%	**Tested By**	Roger Lu

Refer to Appendix A.

3.2 Conducted Output Power

3.2.1 Limit of Conducted Output Power

Conducted power shall not exceed 1Watt.

Antenna gain <= 6dBi, no any corresponding reduction is in output power limit.

3.2.2 Test Procedures

A broadband RF power meter is used for output power measurement. The video bandwidth of power meter is greater than DTS bandwidth of EUT. If duty cycle of test signal is not 100 %, trigger and gating function of power meter will be enabled to capture transmission burst for measuring output power.

3.2.3 Test Setup

3.2.4 Test Results

Ambient Condition	24-25°C / 61-65%	**Tested By**	Roger Lu

Refer to Appendix B.

3.3 Power Spectral Density

3.3.1 Limit of Power Spectral Density

Power spectral density shall not be greater than 8 dBm in any 3 kHz band.

3.3.2 Test Procedures

1. Set the RBW = 3 kHz, VBW = 10 kHz.
2. Detector = Peak, Sweep time = auto couple.
3. Trace mode = max hold, allow trace to fully stabilize.
4. Use the peak marker function to determine the maximum amplitude level.

3.3.3 Test Setup

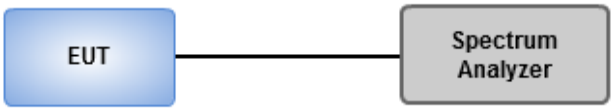

3.3.4 Test Results

Ambient Condition	24-25°C / 61-65%	**Tested By**	Roger Lu

Refer to Appendix C.

3.4 Unwanted Emissions in Restricted Frequency Bands

3.4.1 Limit of Unwanted Emissions in Restricted Frequency Bands

Restricted Band Emissions Limit			
Frequency Range (MHz)	**Field Strength (uV/m)**	**Field Strength (dBuV/m)**	**Measure Distance (m)**
0.009~0.490	2400/F(kHz)	48.5 - 13.8	300
0.490~1.705	24000/F(kHz)	33.8 - 23	30
1.705~30.0	30	29	30
30~88	100	40	3
88~216	150	43.5	3
216~960	200	46	3
Above 960	500	54	3

Note 1:
Qusai-Peak value is measured for frequency below 1GHz except for 9–90 kHz, 110–490 kHz frequency band. Peak and average value are measured for frequency above 1GHz. The limit on average radio frequency emission is as above table. The limit on peak radio frequency emissions is 20 dB above the maximum permitted average emission limit
Note 2:
Measurements may be performed at a distance other than what is specified provided. When performing measurements at a distance other than that specified, the results shall be extrapolated to the specified distance using an extrapolation factor as below, Frequency at or above 30 MHz: 20 dB/decade Frequency below 30 MHz: 40 dB/decade.

3.4.2 Test Procedures

1. Measurement is made at a semi-anechoic chamber that incorporates a turntable allowing a EUT rotation of 360°. A continuously-rotating, remotely-controlled turntable is installed at the test site to support the EUT and facilitate determination of the direction of maximum radiation for each EUT emission frequency. The EUT is placed at test table. For emissions testing at or below 1 GHz, the table height is 80 cm above the reference ground plane. For emission measurements above 1 GHz, the table height is 1.5 m
2. Measurement is made with the antenna positioned in both the horizontal and vertical planes of polarization. The measurement antenna is varied in height (1m ~ 4m) above the reference ground plane to obtain the maximum signal strength. Distance between EUT and antenna is 3 m.
3. This investigation is performed with the EUT rotated 360°, the antenna height scanned between 1 m and 4 m, and the antenna rotated to repeat the measurements for both the horizontal and vertical antenna polarizations.

Note:

1. 120kHz measurement bandwidth of test receiver and Quasi-peak detector is for radiated emission below 1GHz.
2. RBW=1MHz, VBW=3MHz and Peak detector is for peak measured value of radiated emission above 1GHz.
3. RBW=1MHz, VBW=1/T and Peak detector is for average measured value of radiated emission above 1GHz.

3.4.3 Test Setup

Radiated Emissions below 1 GHz

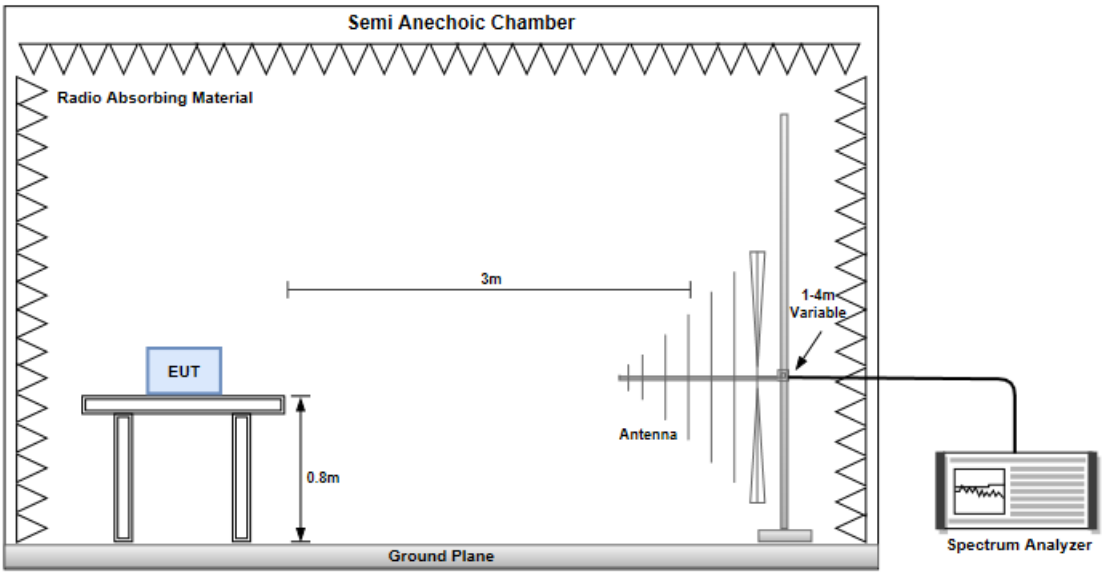

Radiated Emissions above 1 GHz

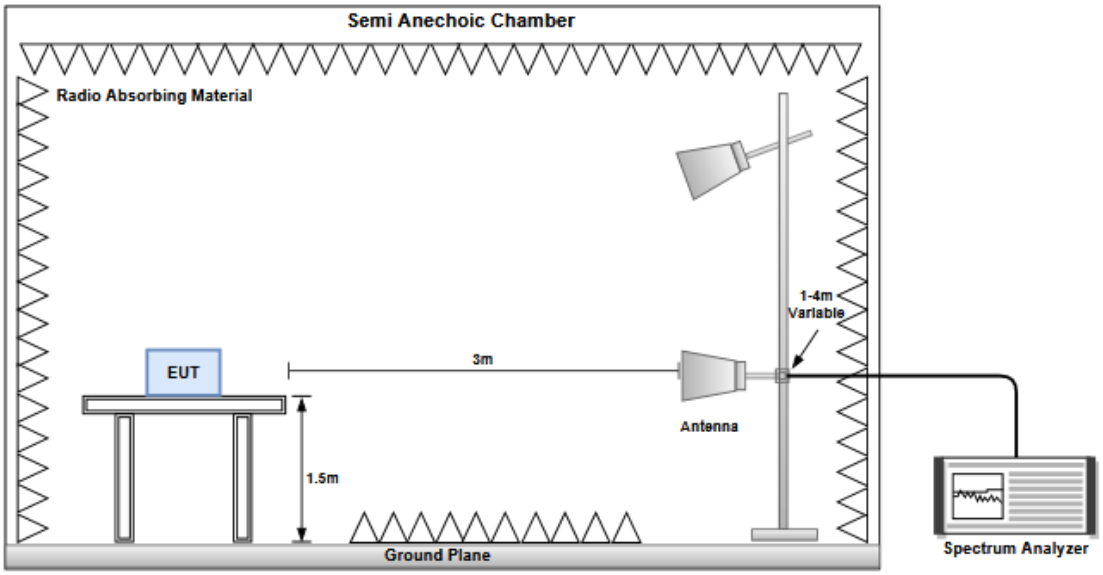

Transmitter Conducted Unwanted Emissions (30MHz~40GHz)

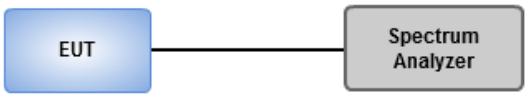

3.4.4 Test Results

Refer to Appendix D.

3.5 Emissions in non-restricted Frequency Bands

3.5.1 Emissions in non-restricted frequency bands limit

Peak power in any 100 kHz bandwidth outside of the authorized frequency band shall be attenuated by at least 20 dB relative to the maximum in-band peak PSD level in 100 kHz.

3.5.2 Test Procedures

Reference level measurement

1. Set RBW=100kHz, VBW = 300kHz , Detector = Peak, Sweep time = Auto
2. Trace = max hold , Allow Trace to fully stabilize
3. Use the peak marker function to determine the maximum PSD level

Emission level measurement

1. Set RBW=100kHz, VBW = 300kHz , Detector = Peak, Sweep time = Auto
2. Trace = max hold , Allow Trace to fully stabilize
3. Scan Frequency range is up to 25GHz
4. Use the peak marker function to determine the maximum amplitude level

3.5.3 Test Setup

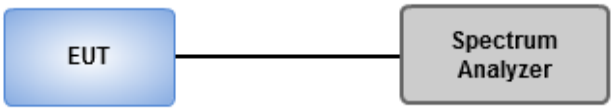

3.5.4 Test Results

Ambient Condition	24-25°C / 61-65%	**Tested By**	Roger Lu

Refer to Appendix E.

3.6 AC Power Line Conducted Emissions

3.6.1 Limit of AC Power Line Conducted Emissions

Conducted Emissions Limit		
Frequency Emission (MHz)	**Quasi-Peak**	**Average**
0.15-0.5	66 - 56 *	56 - 46 *
0.5-5	56	46
5-30	60	50
Note 1: * Decreases with the logarithm of the frequency.		

3.6.2 Test Procedures

1. The device is placed on a test table, raised 80 cm above the reference ground plane. The vertical conducting plane is located 40 cm to the rear of the device.
2. The device is connected to line impedance stabilization network (LISN) and other accessories are connected to other LISN. Measured levels of AC power line conducted emission are across the 50 Ω LISN port.
3. AC conducted emission measurements is made over frequency range from 150 kHz to 30 MHz.
4. This measurement was performed with AC 120V/60Hz

3.6.3 Test Setup

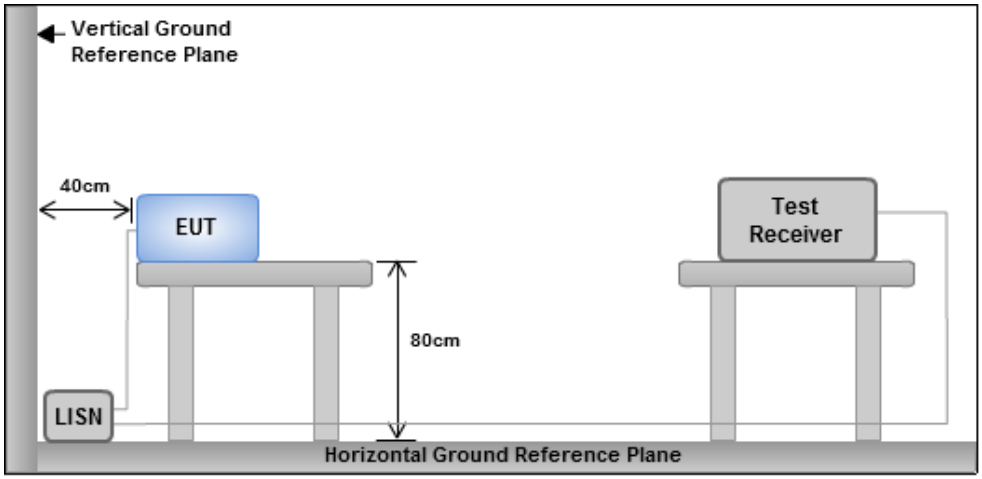

Note: 1. Support units were connected to second LISN.
2. Both of LISNs (AMN) are 80 cm from EUT and at least 80 cm from other units and other metal planes

3.6.4 Test Results

Refer to Appendix F.

4 Test laboratory information

Established in 2012, ICC provides foremost EMC & RF Testing and advisory consultation services by our skilled engineers and technicians. Our services employ a wide variety of advanced edge test equipment and one of the widest certification extents in the business.

International Certification Corporation (EMC and Wireless Communication Laboratory), it is our definitive objective is to institute long term, trust-based associations with our clients. The expectation we set up with our clients is based on outstanding service, practical expertise and devotion to a certified value structure. Our passion is to grant our clients with best EMC / RF services by oriented knowledgeable and accommodating staff.

Our Test sites are located at Linkou District and Kwei Shan District. Location map can be found on our website http://www.icertifi.com.tw.

Linkou

Tel: 886-2-2601-1640

No.30-2, Ding Fwu Tsuen, Lin Kou District, New Taipei City, Taiwan (R.O.C.)

Kwei Shan

Tel: 886-3-271-8666

No.3-1, Lane 6, Wen San 3rd St., Kwei Shan Dist., Tao Yuan City 33381, Taiwan (R.O.C.)

No.2-1, Lane 6, Wen San 3rd St., Kwei Shan Dist., Tao Yuan City 33381, Taiwan (R.O.C.)

Kwei Shan Site II

Tel: 886-3-271-8640

No.14-1, Lane 19, Wen San 3rd St., Kwei Shan Dist., Tao Yuan City 33381, Taiwan (R.O.C.)

If you have any suggestion, please feel free to contact us as below information.

Tel: 886-3-271-8666
Fax: 886-3-318-0155
Email: ICC_Service@icertifi.com.tw

═END═

External antenna

Summary

Mode	Max-N dB (Hz)	Max-OBW (Hz)	ITU-Code	Min-N dB (Hz)	Min-OBW (Hz)
2.4-2.4835GHz	-	-	-	-	-
BT-LE(500kbps)	677.536k	1.049M	1M06F1D	677.536k	1.049M
BT-LE(1Mbps)	706.522k	1.071M	1M08F1D	706.522k	1.071M
BT-LE(2Mbps)	1.254M	2.156M	2M16F1D	1.254M	2.156M

Max-N dB = Maximum 6dB down bandwidth; Max-OBW = Maximum 99% occupied bandwidth;
Min-N dB = Minimum 6dB down bandwidth; Min-OBW = Minimum 99% occupied bandwidth

Result

Mode	Result	Limit (Hz)	Port 1-N dB (Hz)	Port 1-OBW (Hz)
BT-LE(500kbps)	-	-	-	-
2480MHz	Pass	500k	677.536k	1.049M
BT-LE(1Mbps)	-	-	-	-
2480MHz	Pass	500k	706.522k	1.071M
BT-LE(2Mbps)	-	-	-	-
2478MHz	Pass	500k	1.254M	2.156M

Port X-N dB = Port X 6dB down bandwidth;
Port X-OBW = Port X 99% occupied bandwidth

BT-LE(500kbps) **EBW-DTS**

2480MHz

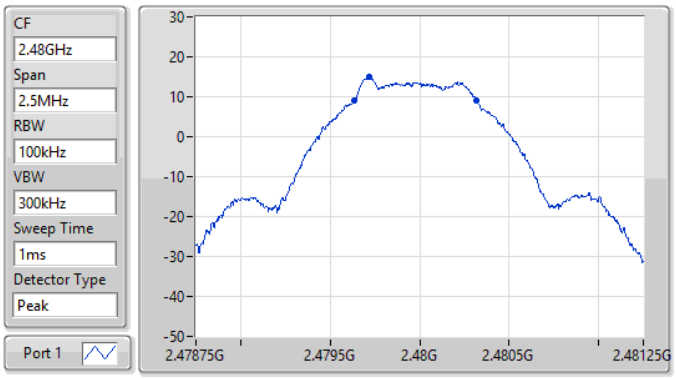

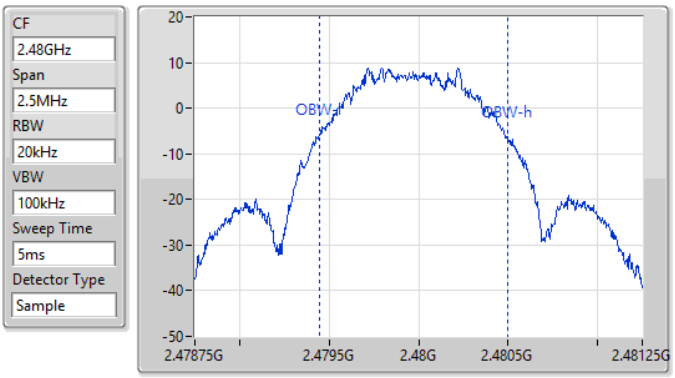

6dB(Hz)	Fl-6dB(Hz)	Fh-6dB(Hz)	OBW(Hz)	Fl-OBW(Hz)	Fh-OBW(Hz)	Limit(Hz)	Port
677.536k	2.479638G	2.480315G	1.049M	2.479446G	2.480496G	500k	1

BT-LE(1Mbps) **EBW-DTS**

2480MHz

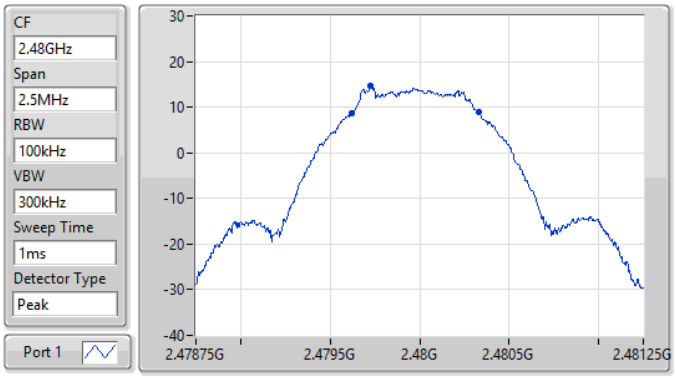

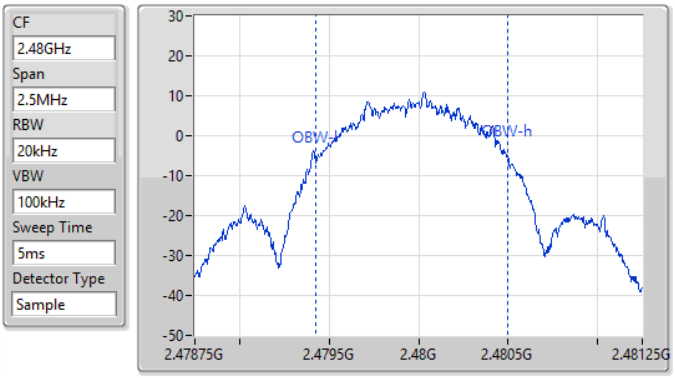

6dB(Hz)	Fl-6dB(Hz)	Fh-6dB(Hz)	OBW(Hz)	Fl-OBW(Hz)	Fh-OBW(Hz)	Limit(Hz)	Port
706.522k	2.479623G	2.48033G	1.071M	2.479425G	2.480496G	500k	1

BT-LE(2Mbps) **EBW-DTS**

2478MHz

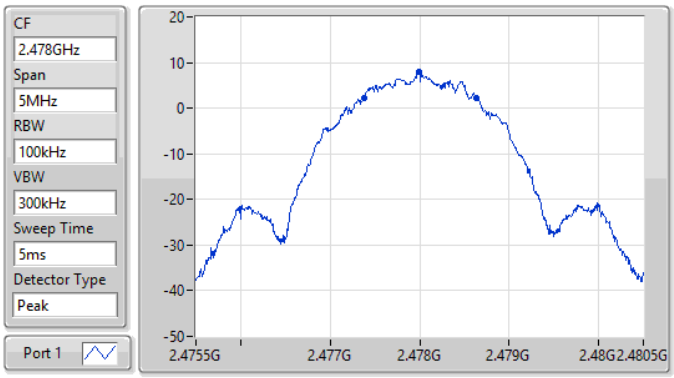

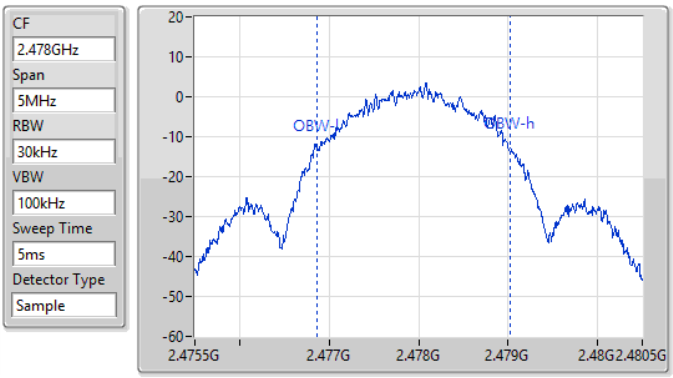

6dB(Hz)	Fl-6dB(Hz)	Fh-6dB(Hz)	OBW(Hz)	Fl-OBW(Hz)	Fh-OBW(Hz)	Limit(Hz)	Port
1.254M	2.477377G	2.47863G	2.156M	2.476871G	2.479027G	500k	1

Summary

Mode	Power (dBm)	Power (W)
2.4-2.4835GHz	-	-
BT-LE(500kbps)	14.71	0.02958
BT-LE(1Mbps)	14.76	0.02992
BT-LE(2Mbps)	9.11	0.00815

Result

Mode	Result	Antenna Gain (dBi)	Power (dBm)	Power Limit (dBm)
BT-LE(500kbps)	-	-	-	-
2480MHz	Pass	3.10	14.71	30.00
BT-LE(1Mbps)	-	-	-	-
2480MHz	Pass	3.10	14.76	30.00
BT-LE(2Mbps)	-	-	-	-
2478MHz	Pass	3.10	9.11	30.00

Summary

Mode	PD (dBm/3kHz)
2.4-2.4835GHz	-
BT-LE(500kbps)	-0.32
BT-LE(1Mbps)	-4.07
BT-LE(2Mbps)	-12.30

Result

Mode	Result	Antenna Gain (dBi)	Power Density (dBm/3kHz)	Power Density Limit (dBm/3kHz)
BT-LE(500kbps)	-	-	-	-
2480MHz	Pass	3.10	-0.32	8.00
BT-LE(1Mbps)	-	-	-	-
2480MHz	Pass	3.10	-4.07	8.00
BT-LE(2Mbps)	-	-	-	-
2478MHz	Pass	3.10	-12.30	8.00

BT-LE(500kbps) **PSD**

2480MHz

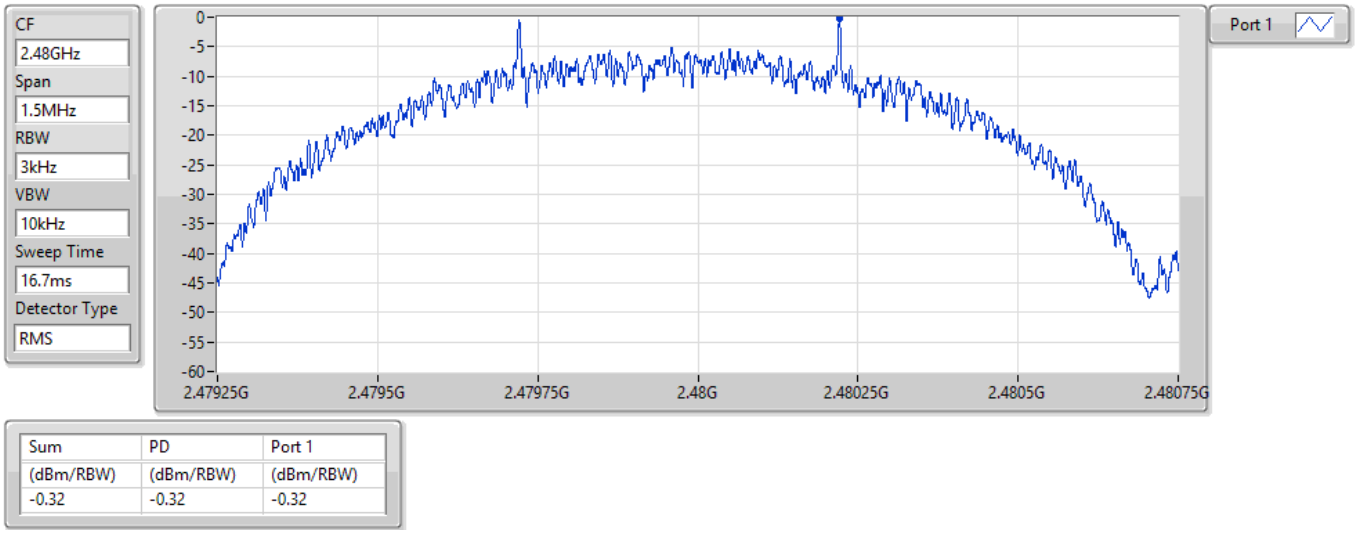

Sum	PD	Port 1
(dBm/RBW)	(dBm/RBW)	(dBm/RBW)
-0.32	-0.32	-0.32

BT-LE(1Mbps) **PSD**

2480MHz

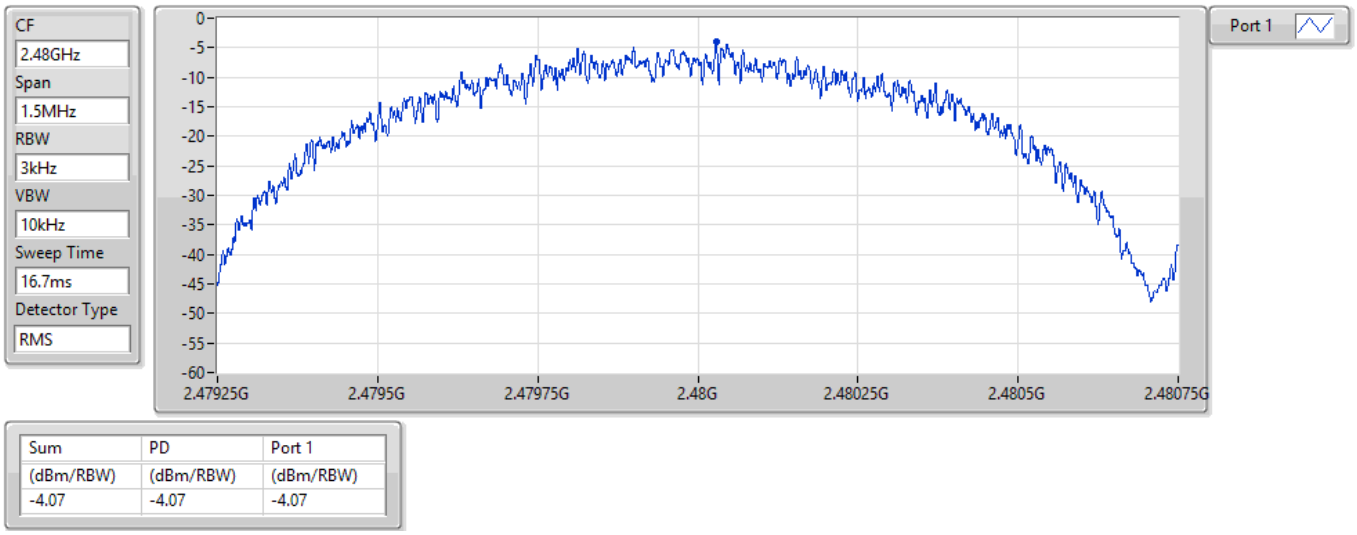

Sum	PD	Port 1
(dBm/RBW)	(dBm/RBW)	(dBm/RBW)
-4.07	-4.07	-4.07

BT-LE(2Mbps) **PSD**

2478MHz

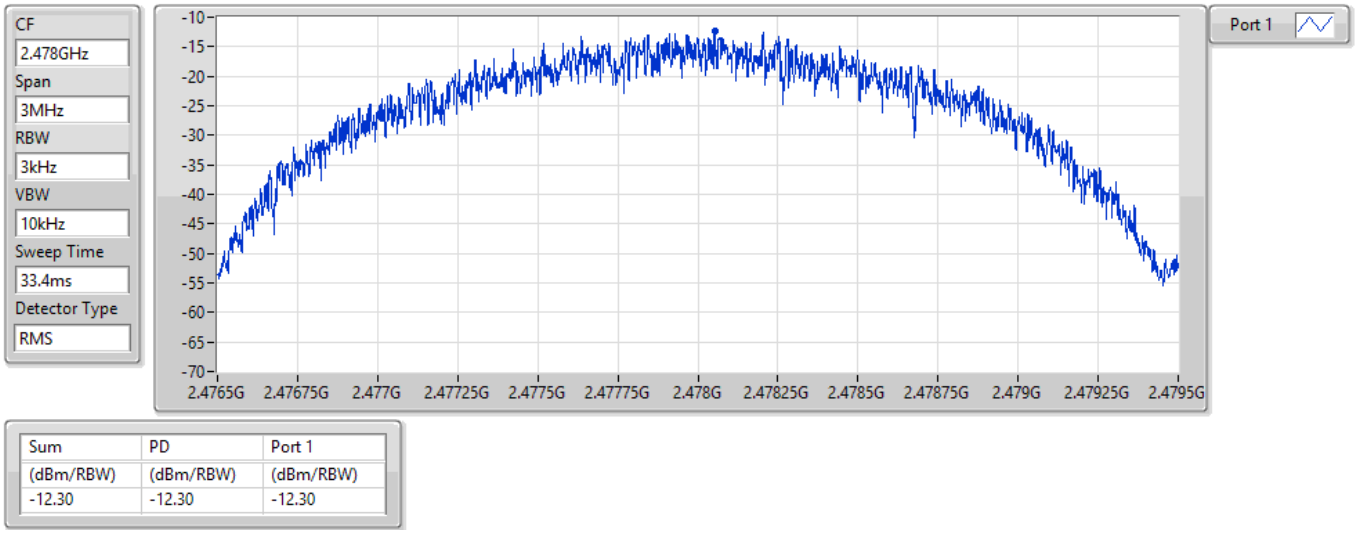

Sum	PD	Port 1
(dBm/RBW)	(dBm/RBW)	(dBm/RBW)
-12.30	-12.30	-12.30

Transmitter Conducted Unwanted Emissions (30MHz ~ 1GHz)

Summary

Mode	Result	F-Start (Hz)	F-Stop (Hz)	Type	Freq (Hz)	DG (dBi)	Psum (dBm)	GRF (dB)	EIRP (dBm)	Limit (dBm)	Margin (dB)
2.4-2.4835GHz	-	-	-	-	-	-	-		-	-	-
BT-LE(125kbps)	Pass	30M	1G	PK	73.65M	3.10	-78.26	4.7	-70.46	-55.20	-15.26
BT-LE(500kbps)	Pass	30M	1G	PK	74.14M	3.10	-78.26	4.7	-70.46	-55.20	-15.26
BT-LE(1Mbps)	Pass	30M	1G	PK	74.74M	3.10	-76.10	4.7	-68.30	-55.20	-13.10
BT-LE(2Mbps)	Pass	30M	1G	PK	74.5M	3.10	-79.20	4.7	-71.40	-55.20	-16.20

DG = Directional Gain ; PX=Port X; Psum=P1+P2+...PX

Result

Mode	Result	F-Start (Hz)	F-Stop (Hz)	Type	Freq (Hz)	DG (dBi)	Psum (dBm)	EIRP (dBm)	Limit (dBm)	Margin (dB)
BT-LE(125kbps)	-	-	-	-	-	-	-	-	-	-
2440MHz	Pass	30M	1G	PK	73.65M	3.10	-78.26	-70.46	-55.20	-15.26
BT-LE(500kbps)	-	-	-	-	-	-	-	-	-	-
2440MHz	Pass	30M	1G	PK	74.14M	3.10	-78.26	-70.46	-55.20	-15.26
BT-LE(1Mbps)	-	-	-	-	-	-	-	-	-	-
2440MHz	Pass	30M	1G	PK	74.74M	3.10	-76.10	-68.30	-55.20	-13.10
BT-LE(2Mbps)	-	-	-	-	-	-	-	-	-	-
2440MHz	Pass	30M	1G	PK	74.5M	3.10	-79.20	-71.40	-55.20	-16.20

DG = Directional Gain ; PX=Port X; Psum=P1+P2+...PX

BT-LE(125kbps) **CSE-DTS [PK]**

2440MHz

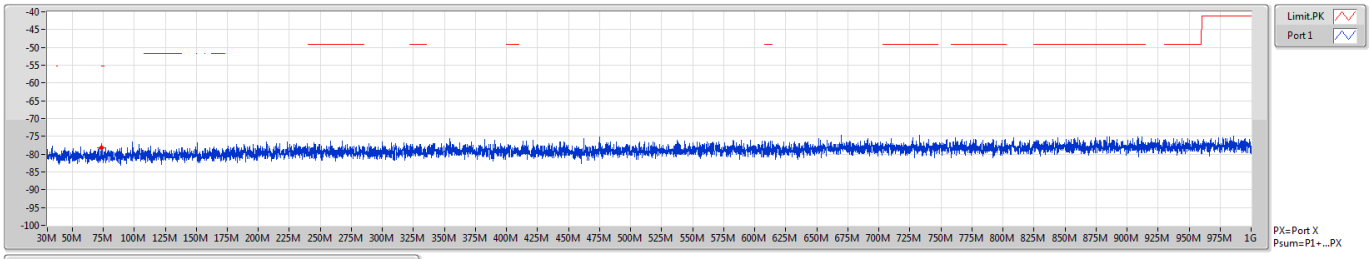

F-Start(Hz)	F-Stop(Hz)	RBW(Hz)	Type	Freq(Hz)	Psum(dBm)	P1(dBm
30M	1G	100k	PK	73.65M	-78.26	-78.26

BT-LE(500kbps) **CSE-DTS [PK]**

2440MHz

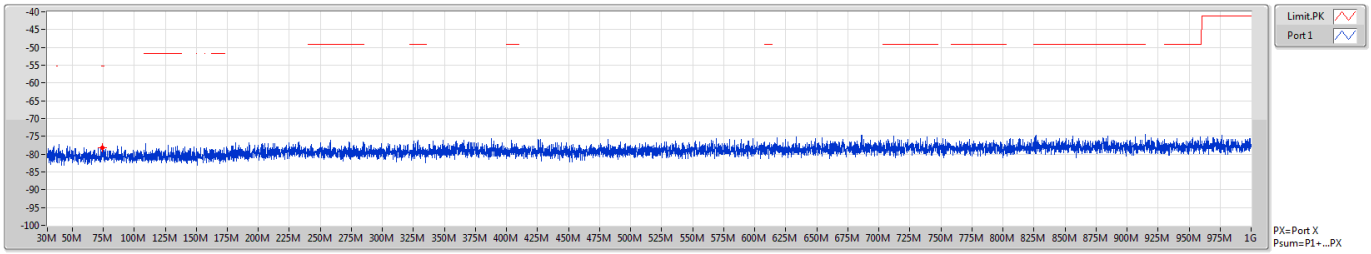

F-Start(Hz)	F-Stop(Hz)	RBW(Hz)	Type	Freq(Hz)	Psum(dBm)	P1(dBm
30M	1G	100k	PK	74.14M	-78.26	-78.26

BT-LE(1Mbps) **CSE-DTS [PK]**

2440MHz

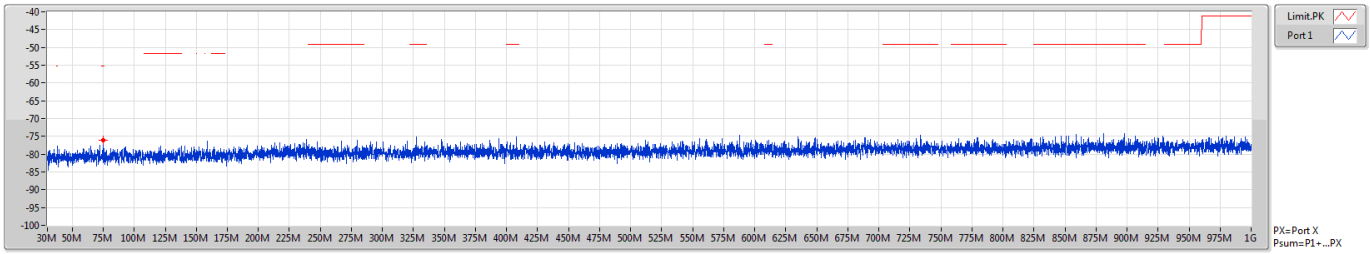

F-Start(Hz)	F-Stop(Hz)	RBW(Hz)	Type	Freq(Hz)	Psum(dBm)	P1(dBm
30M	1G	100k	PK	74.74M	-76.10	-76.10

BT-LE(2Mbps) **CSE-DTS [PK]**

2440MHz

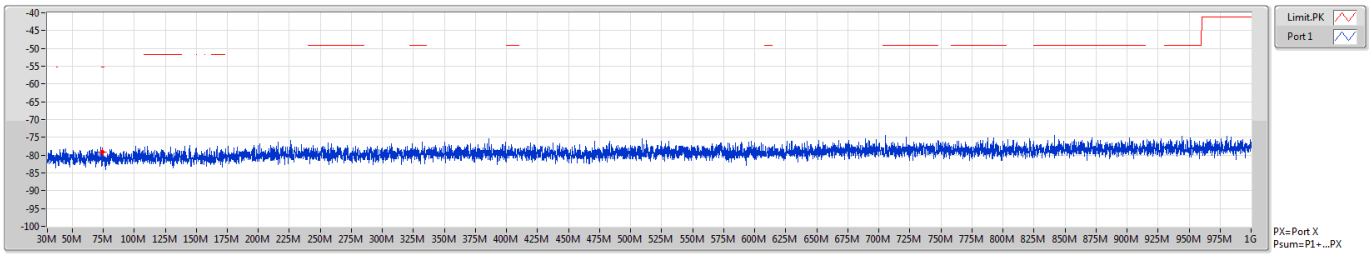

F-Start(Hz)	F-Stop(Hz)	RBW(Hz)	Type	Freq(Hz)	Psum(dBm)	P1(dBm
30M	1G	100k	PK	74.5M	-79.20	-79.20

Transmitter Conducted Unwanted Emissions (1GHz ~ 3.1GHz)

Summary

Mode	Result	F-Start (Hz)	F-Stop (Hz)	Type	Freq (Hz)	DG (dBi)	Psum (dBm)	EIRP (dBm)	Limit (dBm)	Margin (dB)
2.4-2.4835GHz	-	-	-	-	-	-	-	-	-	-
BT-LE(125kbps)	Pass	2.4835G	2.5G	AV	2.48798G	3.10	-48.51	-45.41	-41.20	-4.21
BT-LE(500kbps)	Pass	2.4835G	2.5G	AV	2.48786G	3.10	-47.48	-44.38	-41.20	-3.18
BT-LE(1Mbps)	Pass	2.4835G	2.5G	AV	2.48786G	3.10	-47.61	-44.51	-41.20	-3.31
BT-LE(2Mbps)	Pass	2.4835G	2.5G	AV	2.48366G	3.10	-50.03	-46.93	-41.20	-5.73

DG = Directional Gain ; PX=Port X; Psum=P1+P2+...PX

Result

Mode	Result	F-Start (Hz)	F-Stop (Hz)	Type	Freq (Hz)	DG (dBi)	Psum (dBm)	EIRP (dBm)	Limit (dBm)	Margin (dB)
BT-LE(125kbps)	-	-	-	-	-	-	-	-	-	-
2402MHz	Pass	1G	2.31G	AV	2.27414G	3.10	-58.78	-55.68	-41.20	-14.48
2402MHz	Pass	2.31G	2.39G	AV	2.38604G	3.10	-56.99	-53.89	-41.20	-12.69
2402MHz	Pass	2.4835G	2.5G	AV	2.49791G	3.10	-57.76	-54.66	-41.20	-13.46
2402MHz	Pass	2.5G	3.1G	AV	2.53G	3.10	-52.91	-49.81	-41.20	-8.61
2402MHz	Pass	1G	2.31G	PK	2.27463G	3.10	-51.39	-48.29	-21.20	-27.09
2402MHz	Pass	2.31G	2.39G	PK	2.33788G	3.10	-41.39	-38.29	-21.20	-17.09
2402MHz	Pass	2.4835G	2.5G	PK	2.49854G	3.10	-47.76	-44.66	-21.20	-23.46
2402MHz	Pass	2.5G	3.1G	PK	2.5297G	3.10	-47.14	-44.04	-21.20	-22.84
2440MHz	Pass	1G	2.31G	AV	2.2481G	3.10	-60.08	-56.98	-41.20	-15.78
2440MHz	Pass	2.31G	2.39G	AV	2.312G	3.10	-57.83	-54.73	-41.20	-13.53
2440MHz	Pass	2.4835G	2.5G	AV	2.4879G	3.10	-57.80	-54.70	-41.20	-13.50
2440MHz	Pass	2.5G	3.1G	AV	2.56795G	3.10	-54.97	-51.87	-41.20	-10.67
2440MHz	Pass	1G	2.31G	PK	2.29494G	3.10	-51.66	-48.56	-21.20	-27.36
2440MHz	Pass	2.31G	2.39G	PK	2.37596G	3.10	-40.42	-37.32	-21.20	-16.12
2440MHz	Pass	2.4835G	2.5G	PK	2.48837G	3.10	-47.40	-44.30	-21.20	-23.10
2440MHz	Pass	2.5G	3.1G	PK	2.5681G	3.10	-47.16	-44.06	-21.20	-22.86
2480MHz	Pass	1G	2.31G	AV	2.28789G	3.10	-60.08	-56.98	-41.20	-15.78
2480MHz	Pass	2.31G	2.39G	AV	2.352G	3.10	-54.24	-51.14	-41.20	-9.94
2480MHz	Pass	2.4835G	2.5G	AV	2.48798G	3.10	-48.51	-45.41	-41.20	-4.21
2480MHz	Pass	2.5G	3.1G	AV	2.60785G	3.10	-54.54	-51.44	-41.20	-10.24
2480MHz	Pass	1G	2.31G	PK	2.24974G	3.10	-51.22	-48.12	-21.20	-26.92
2480MHz	Pass	2.31G	2.39G	PK	2.35168G	3.10	-46.92	-43.82	-21.20	-22.62
2480MHz	Pass	2.4835G	2.5G	PK	2.48355G	3.10	-37.18	-34.08	-21.20	-12.88
2480MHz	Pass	2.5G	3.1G	PK	2.5444G	3.10	-44.96	-41.86	-21.20	-20.66
BT-LE(500kbps)	-	-	-	-	-	-	-	-	-	-
2402MHz	Pass	1G	2.31G	AV	2.27414G	3.10	-56.18	-53.08	-41.20	-11.88
2402MHz	Pass	2.31G	2.39G	AV	2.37004G	3.10	-51.69	-48.59	-41.20	-7.39
2402MHz	Pass	2.4835G	2.5G	AV	2.49796G	3.10	-55.44	-52.34	-41.20	-11.14
2402MHz	Pass	2.5G	3.1G	AV	2.52985G	3.10	-51.39	-48.29	-41.20	-7.09
2402MHz	Pass	1G	2.31G	PK	2.27463G	3.10	-50.34	-47.24	-21.20	-26.04
2402MHz	Pass	2.31G	2.39G	PK	2.3378G	3.10	-36.42	-33.32	-21.20	-12.12
2402MHz	Pass	2.4835G	2.5G	PK	2.49827G	3.10	-47.33	-44.23	-21.20	-23.03
2402MHz	Pass	2.5G	3.1G	PK	2.5297G	3.10	-45.59	-42.49	-21.20	-21.29
2440MHz	Pass	1G	2.31G	AV	2.24827G	3.10	-56.63	-53.53	-41.20	-12.33
2440MHz	Pass	2.31G	2.39G	AV	2.31204G	3.10	-53.53	-50.43	-41.20	-9.23
2440MHz	Pass	2.4835G	2.5G	AV	2.48807G	3.10	-55.08	-51.98	-41.20	-10.78
2440MHz	Pass	2.5G	3.1G	AV	2.56795G	3.10	-53.42	-50.32	-41.20	-9.12
2440MHz	Pass	1G	2.31G	PK	2.31G	3.10	-50.56	-47.46	-21.20	-26.26
2440MHz	Pass	2.31G	2.39G	PK	2.376G	3.10	-32.89	-29.79	-21.20	-8.59
2440MHz	Pass	2.4835G	2.5G	PK	2.48842G	3.10	-45.78	-42.68	-21.20	-21.48
2440MHz	Pass	2.5G	3.1G	PK	2.5042G	3.10	-35.12	-32.02	-21.20	-10.82

Mode	Result	F-Start (Hz)	F-Stop (Hz)	Type	Freq (Hz)	DG (dBi)	Psum (dBm)	EIRP (dBm)	Limit (dBm)	Margin (dB)
2480MHz	Pass	1G	2.31G	AV	2.28806G	3.10	-59.62	-56.52	-41.20	-15.32
2480MHz	Pass	2.31G	2.39G	AV	2.35188G	3.10	-53.34	-50.24	-41.20	-9.04
2480MHz	Pass	2.4835G	2.5G	AV	2.48786G	3.10	-47.48	-44.38	-41.20	-3.18
2480MHz	Pass	2.5G	3.1G	AV	2.60785G	3.10	-54.42	-51.32	-41.20	-10.12
2480MHz	Pass	1G	2.31G	PK	2.11678G	3.10	-52.13	-49.03	-21.20	-27.83
2480MHz	Pass	2.31G	2.39G	PK	2.35184G	3.10	-47.58	-44.48	-21.20	-23.28
2480MHz	Pass	2.4835G	2.5G	PK	2.48351G	3.10	-37.70	-34.60	-21.20	-13.40
2480MHz	Pass	2.5G	3.1G	PK	2.5039G	3.10	-48.31	-45.21	-21.20	-24.01
BT-LE(1Mbps)	-	-	-	-	-	-	-	-	-	-
2402MHz	Pass	1G	2.31G	AV	2.27414G	3.10	-56.18	-53.08	-41.20	-11.88
2402MHz	Pass	2.31G	2.39G	AV	2.37G	3.10	-51.44	-48.34	-41.20	-7.14
2402MHz	Pass	2.4835G	2.5G	AV	2.498G	3.10	-55.58	-52.48	-41.20	-11.28
2402MHz	Pass	2.5G	3.1G	AV	2.52985G	3.10	-51.47	-48.37	-41.20	-7.17
2402MHz	Pass	1G	2.31G	PK	2.27463G	3.10	-49.99	-46.89	-21.20	-25.69
2402MHz	Pass	2.31G	2.39G	PK	2.33808G	3.10	-36.62	-33.52	-21.20	-12.32
2402MHz	Pass	2.4835G	2.5G	PK	2.49822G	3.10	-47.55	-44.45	-21.20	-23.25
2402MHz	Pass	2.5G	3.1G	PK	2.5297G	3.10	-45.46	-42.36	-21.20	-21.16
2440MHz	Pass	1G	2.31G	AV	2.24827G	3.10	-56.63	-53.53	-41.20	-12.33
2440MHz	Pass	2.31G	2.39G	AV	2.31196G	3.10	-53.32	-50.22	-41.20	-9.02
2440MHz	Pass	2.4835G	2.5G	AV	2.48809G	3.10	-55.20	-52.10	-41.20	-10.90
2440MHz	Pass	2.5G	3.1G	AV	2.56795G	3.10	-53.53	-50.43	-41.20	-9.23
2440MHz	Pass	1G	2.31G	PK	2.24843G	3.10	-49.45	-46.35	-21.20	-25.15
2440MHz	Pass	2.31G	2.39G	PK	2.37604G	3.10	-33.45	-30.35	-21.20	-9.15
2440MHz	Pass	2.4835G	2.5G	PK	2.48824G	3.10	-44.38	-41.28	-21.20	-20.08
2440MHz	Pass	2.5G	3.1G	PK	2.5042G	3.10	-36.75	-33.65	-21.20	-12.45
2480MHz	Pass	1G	2.31G	AV	2.28806G	3.10	-59.62	-56.52	-41.20	-15.32
2480MHz	Pass	2.31G	2.39G	AV	2.35196G	3.10	-53.14	-50.04	-41.20	-8.84
2480MHz	Pass	2.4835G	2.5G	AV	2.48786G	3.10	-47.61	-44.51	-41.20	-3.31
2480MHz	Pass	2.5G	3.1G	AV	2.60785G	3.10	-54.42	-51.32	-41.20	-10.12
2480MHz	Pass	1G	2.31G	PK	2.28839G	3.10	-52.14	-49.04	-21.20	-27.84
2480MHz	Pass	2.31G	2.39G	PK	2.35228G	3.10	-47.78	-44.68	-21.20	-23.48
2480MHz	Pass	2.4835G	2.5G	PK	2.48376G	3.10	-37.11	-34.01	-21.20	-12.81
2480MHz	Pass	2.5G	3.1G	PK	2.5435G	3.10	-41.81	-38.71	-21.20	-17.51
BT-LE(2Mbps)	-	-	-	-	-	-	-	-	-	-
2404MHz	Pass	1G	2.31G	AV	2.2761G	3.10	-56.45	-53.35	-41.20	-12.15
2404MHz	Pass	2.31G	2.39G	AV	2.38816G	3.10	-50.49	-47.39	-41.20	-6.19
2404MHz	Pass	2.4835G	2.5G	AV	2.49993G	3.10	-55.44	-52.34	-41.20	-11.14
2404MHz	Pass	2.5G	3.1G	AV	2.53195G	3.10	-51.72	-48.62	-41.20	-7.42
2404MHz	Pass	1G	2.31G	PK	2.27725G	3.10	-48.51	-45.41	-21.20	-24.21
2404MHz	Pass	2.31G	2.39G	PK	2.3404G	3.10	-35.80	-32.70	-21.20	-11.50
2404MHz	Pass	2.4835G	2.5G	PK	2.49993G	3.10	-46.03	-42.93	-21.20	-21.73
2404MHz	Pass	2.5G	3.1G	PK	2.5315G	3.10	-45.68	-42.58	-21.20	-21.38

Mode	Result	F-Start (Hz)	F-Stop (Hz)	Type	Freq (Hz)	DG (dBi)	Psum (dBm)	EIRP (dBm)	Limit (dBm)	Margin (dB)
2440MHz	Pass	1G	2.31G	AV	2.24794G	3.10	-57.53	-54.43	-41.20	-13.23
2440MHz	Pass	2.31G	2.39G	AV	2.37612G	3.10	-53.83	-50.73	-41.20	-9.53
2440MHz	Pass	2.4835G	2.5G	AV	2.48797G	3.10	-54.67	-51.57	-41.20	-10.37
2440MHz	Pass	2.5G	3.1G	AV	2.5039G	3.10	-53.60	-50.50	-41.20	-9.30
2440MHz	Pass	1G	2.31G	PK	2.24909G	3.10	-49.69	-46.59	-21.20	-25.39
2440MHz	Pass	2.31G	2.39G	PK	2.3764G	3.10	-32.61	-29.51	-21.20	-8.31
2440MHz	Pass	2.4835G	2.5G	PK	2.49897G	3.10	-43.70	-40.60	-21.20	-19.40
2440MHz	Pass	2.5G	3.1G	PK	2.5042G	3.10	-37.29	-34.19	-21.20	-12.99
2478MHz	Pass	1G	2.31G	AV	2.28609G	3.10	-61.94	-58.84	-41.20	-17.64
2478MHz	Pass	2.31G	2.39G	AV	2.34984G	3.10	-59.03	-55.93	-41.20	-14.73
2478MHz	Pass	2.4835G	2.5G	AV	2.48366G	3.10	-50.03	-46.93	-41.20	-5.73
2478MHz	Pass	2.5G	3.1G	AV	2.60605G	3.10	-60.08	-56.98	-41.20	-15.78
2478MHz	Pass	1G	2.31G	PK	2.15739G	3.10	-52.17	-49.07	-21.20	-27.87
2478MHz	Pass	2.31G	2.39G	PK	2.34952G	3.10	-50.08	-46.98	-21.20	-25.78
2478MHz	Pass	2.4835G	2.5G	PK	2.4835G	3.10	-39.18	-36.08	-21.20	-14.88
2478MHz	Pass	2.5G	3.1G	PK	2.5417G	3.10	-45.32	-42.22	-21.20	-21.02

DG = Directional Gain ; PX=Port X; Psum=P1+P2+...PX

BT-LE(125kbps) **CSE-DTS [PK]**

2402MHz

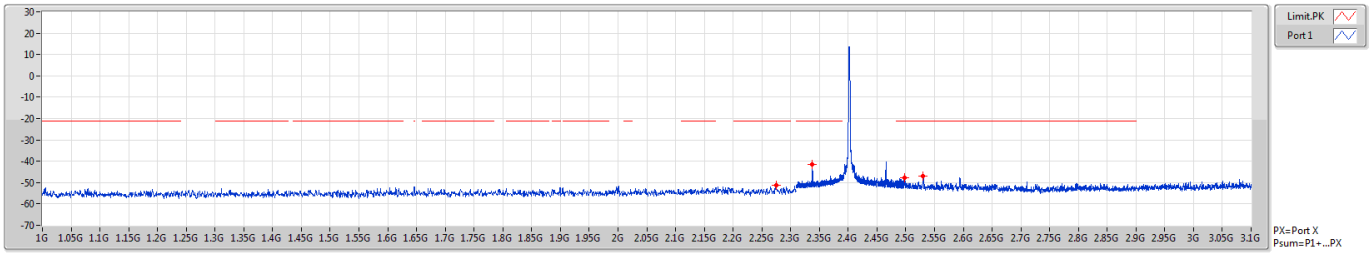

F-Start(Hz)	F-Stop(Hz)	RBW(Hz)	Type	Freq(Hz)	Psum(dBm)	P1(dBm)
1G	2.31G	1M	PK	2.27463G	-51.39	-51.39
2.31G	2.39G	1M	PK	2.33788G	-41.39	-41.39
2.4835G	2.5G	1M	PK	2.49854G	-47.76	-47.76
2.5G	3.1G	1M	PK	2.5297G	-47.14	-47.14

BT-LE(125kbps) **CSE-DTS [AV]**

2402MHz

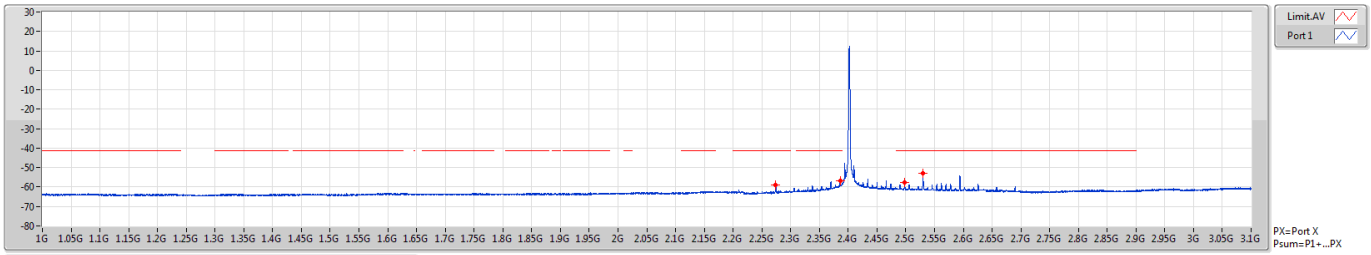

F-Start(Hz)	F-Stop(Hz)	RBW(Hz)	Type	Freq(Hz)	Psum(dBm)	P1(dBm)
1G	2.31G	1M	AV	2.27414G	-58.78	-58.78
2.31G	2.39G	1M	AV	2.38604G	-56.99	-56.99
2.4835G	2.5G	1M	AV	2.49791G	-57.76	-57.76
2.5G	3.1G	1M	AV	2.53G	-52.91	-52.91

BT-LE(125kbps) **CSE-DTS [PK]**

2440MHz

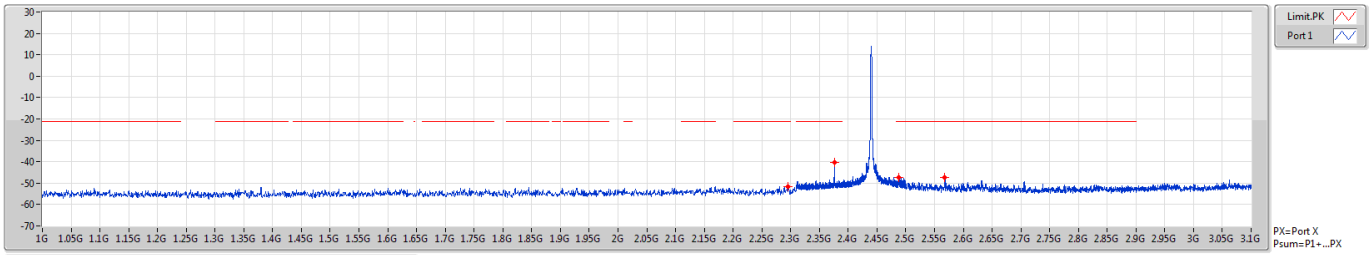

F-Start(Hz)	F-Stop(Hz)	RBW(Hz)	Type	Freq(Hz)	Psum(dBm)	P1(dBm
1G	2.31G	1M	PK	2.29494G	-51.66	-51.66
2.31G	2.39G	1M	PK	2.37596G	-40.42	-40.42
2.4835G	2.5G	1M	PK	2.48837G	-47.40	-47.40
2.5G	3.1G	1M	PK	2.5681G	-47.16	-47.16

BT-LE(125kbps) **CSE-DTS [AV]**

2440MHz

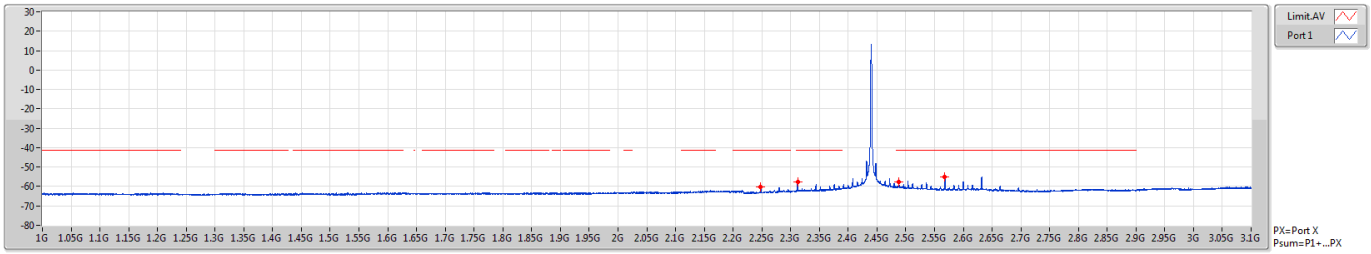

F-Start(Hz)	F-Stop(Hz)	RBW(Hz)	Type	Freq(Hz)	Psum(dBm)	P1(dBm
1G	2.31G	1M	AV	2.2481G	-60.08	-60.08
2.31G	2.39G	1M	AV	2.312G	-57.83	-57.83
2.4835G	2.5G	1M	AV	2.4879G	-57.80	-57.80
2.5G	3.1G	1M	AV	2.56795G	-54.97	-54.97

BT-LE(125kbps) **CSE-DTS [PK]**

2480MHz

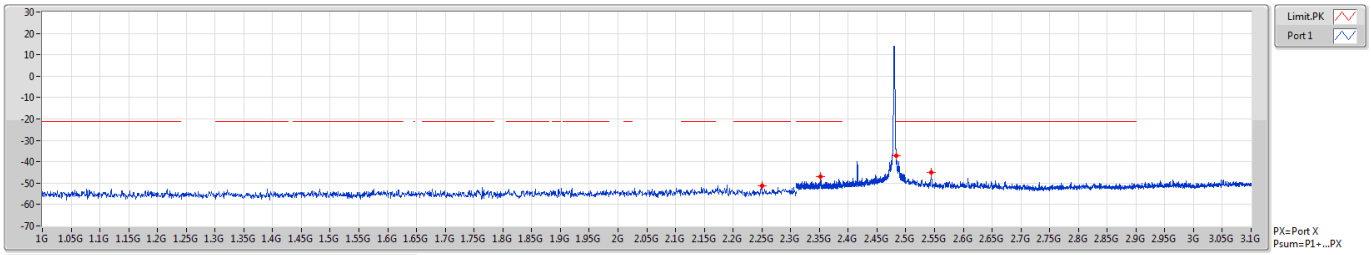

F-Start(Hz)	F-Stop(Hz)	RBW(Hz)	Type	Freq(Hz)	Psum(dBm)	P1(dBm
1G	2.31G	1M	PK	2.24974G	-51.22	-51.22
2.31G	2.39G	1M	PK	2.35168G	-46.92	-46.92
2.4835G	2.5G	1M	PK	2.48355G	-37.18	-37.18
2.5G	3.1G	1M	PK	2.5444G	-44.96	-44.96

BT-LE(125kbps) **CSE-DTS [AV]**

2480MHz

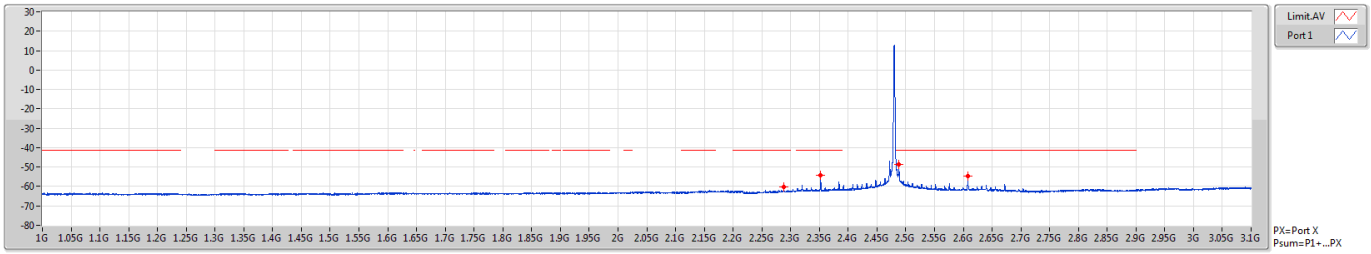

F-Start(Hz)	F-Stop(Hz)	RBW(Hz)	Type	Freq(Hz)	Psum(dBm)	P1(dBm
1G	2.31G	1M	AV	2.28789G	-60.08	-60.08
2.31G	2.39G	1M	AV	2.352G	-54.24	-54.24
2.4835G	2.5G	1M	AV	2.48798G	-48.51	-48.51
2.5G	3.1G	1M	AV	2.60785G	-54.54	-54.54

BT-LE(500kbps) **CSE-DTS [PK]**

2402MHz

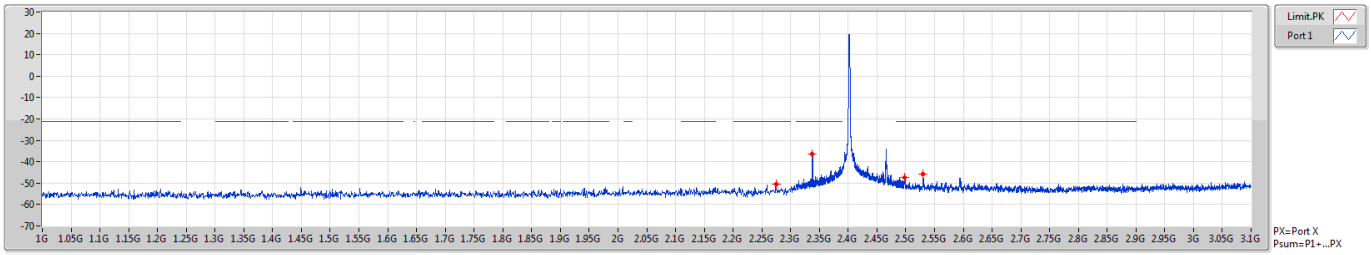

F-Start(Hz)	F-Stop(Hz)	RBW(Hz)	Type	Freq(Hz)	Psum(dBm)	P1(dBm
1G	2.31G	1M	PK	2.27463G	-50.34	-50.34
2.31G	2.39G	1M	PK	2.3378G	-36.42	-36.42
2.4835G	2.5G	1M	PK	2.49827G	-47.33	-47.33
2.5G	3.1G	1M	PK	2.5297G	-45.59	-45.59

BT-LE(500kbps) **CSE-DTS [AV]**

2402MHz

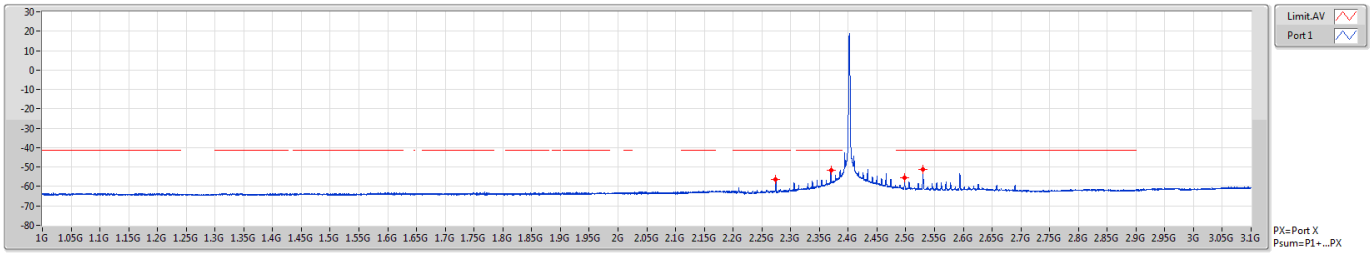

F-Start(Hz)	F-Stop(Hz)	RBW(Hz)	Type	Freq(Hz)	Psum(dBm)	P1(dBm
1G	2.31G	1M	AV	2.27414G	-56.18	-56.18
2.31G	2.39G	1M	AV	2.37004G	-51.69	-51.69
2.4835G	2.5G	1M	AV	2.49796G	-55.44	-55.44
2.5G	3.1G	1M	AV	2.52985G	-51.39	-51.39

BT-LE(500kbps) **CSE-DTS [PK]**

2440MHz

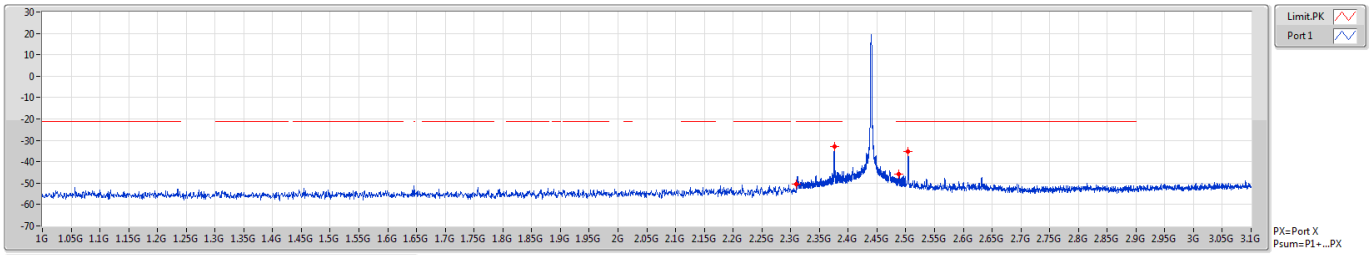

F-Start(Hz)	F-Stop(Hz)	RBW(Hz)	Type	Freq(Hz)	Psum(dBm)	P1(dBm
1G	2.31G	1M	PK	2.31G	-50.56	-50.56
2.31G	2.39G	1M	PK	2.376G	-32.89	-32.89
2.4835G	2.5G	1M	PK	2.48842G	-45.78	-45.78
2.5G	3.1G	1M	PK	2.5042G	-35.12	-35.12

BT-LE(500kbps) **CSE-DTS [AV]**

2440MHz

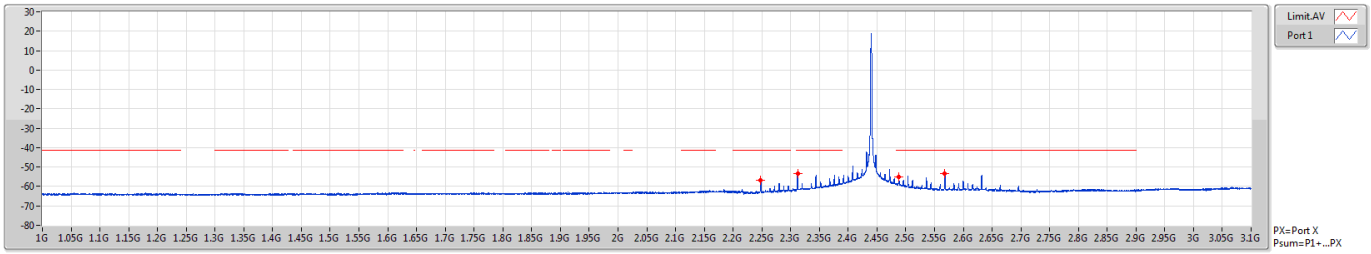

F-Start(Hz)	F-Stop(Hz)	RBW(Hz)	Type	Freq(Hz)	Psum(dBm)	P1(dBm
1G	2.31G	1M	AV	2.24827G	-56.63	-56.63
2.31G	2.39G	1M	AV	2.31204G	-53.53	-53.53
2.4835G	2.5G	1M	AV	2.48807G	-55.08	-55.08
2.5G	3.1G	1M	AV	2.56795G	-53.42	-53.42

BT-LE(500kbps) **CSE-DTS [PK]**

2480MHz

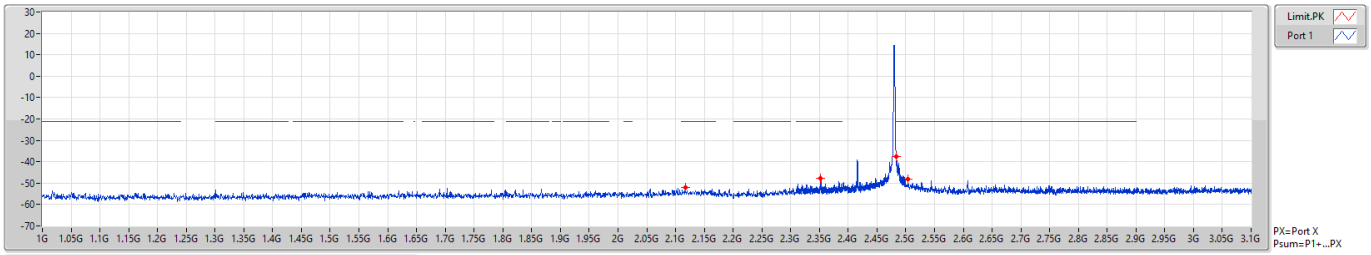

F-Start(Hz)	F-Stop(Hz)	RBW(Hz)	Type	Freq(Hz)	Psum(dBm)	P1(dBm
1G	2.31G	1M	PK	2.11678G	-52.13	-52.13
2.31G	2.39G	1M	PK	2.35184G	-47.58	-47.58
2.4835G	2.5G	1M	PK	2.48351G	-37.70	-37.70
2.5G	3.1G	1M	PK	2.5039G	-48.31	-48.31

BT-LE(500kbps) **CSE-DTS [AV]**

2480MHz

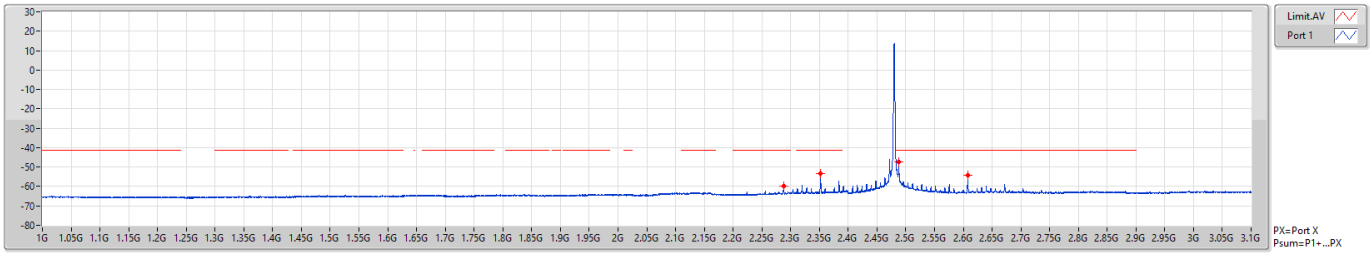

F-Start(Hz)	F-Stop(Hz)	RBW(Hz)	Type	Freq(Hz)	Psum(dBm)	P1(dBm
1G	2.31G	1M	AV	2.28806G	-59.62	-59.62
2.31G	2.39G	1M	AV	2.35188G	-53.34	-53.34
2.4835G	2.5G	1M	AV	2.48786G	-47.48	-47.48
2.5G	3.1G	1M	AV	2.60785G	-54.42	-54.42

BT-LE(1Mbps) **CSE-DTS [PK]**

2402MHz

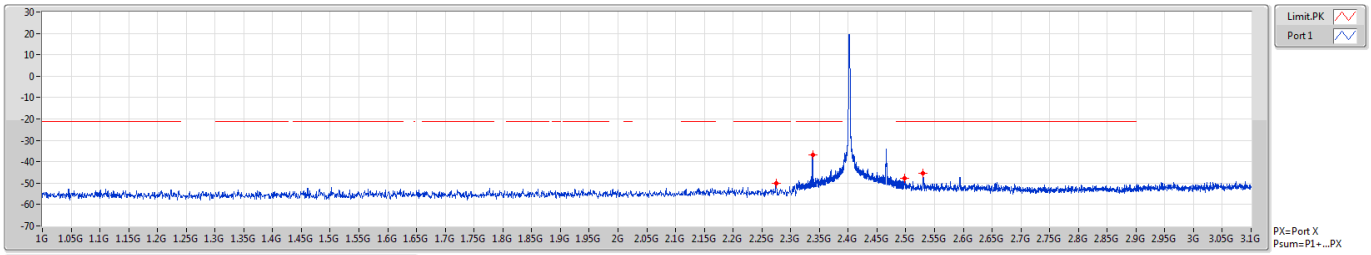

F-Start(Hz)	F-Stop(Hz)	RBW(Hz)	Type	Freq(Hz)	Psum(dBm)	P1(dBm
1G	2.31G	1M	PK	2.27463G	-49.99	-49.99
2.31G	2.39G	1M	PK	2.33808G	-36.62	-36.62
2.4835G	2.5G	1M	PK	2.49822G	-47.55	-47.55
2.5G	3.1G	1M	PK	2.5297G	-45.46	-45.46

BT-LE(1Mbps) **CSE-DTS [AV]**

2402MHz

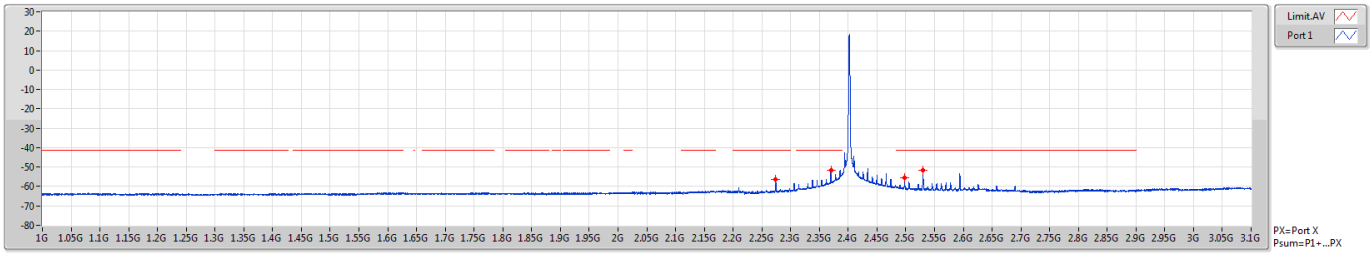

F-Start(Hz)	F-Stop(Hz)	RBW(Hz)	Type	Freq(Hz)	Psum(dBm)	P1(dBm
1G	2.31G	1M	AV	2.27414G	-56.18	-56.18
2.31G	2.39G	1M	AV	2.37G	-51.44	-51.44
2.4835G	2.5G	1M	AV	2.498G	-55.58	-55.58
2.5G	3.1G	1M	AV	2.52985G	-51.47	-51.47

BT-LE(1Mbps) **CSE-DTS [PK]**

2440MHz

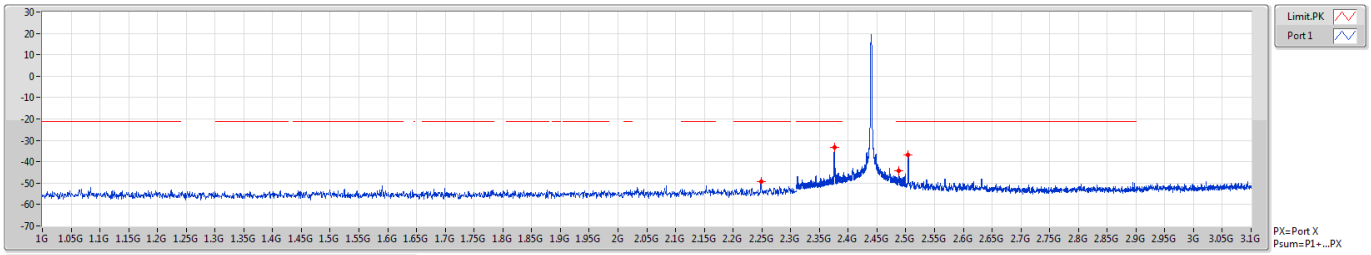

F-Start(Hz)	F-Stop(Hz)	RBW(Hz)	Type	Freq(Hz)	Psum(dBm)	P1(dBm
1G	2.31G	1M	PK	2.24843G	-49.45	-49.45
2.31G	2.39G	1M	PK	2.37604G	-33.45	-33.45
2.4835G	2.5G	1M	PK	2.48824G	-44.38	-44.38
2.5G	3.1G	1M	PK	2.5042G	-36.75	-36.75

BT-LE(1Mbps) **CSE-DTS [AV]**

2440MHz

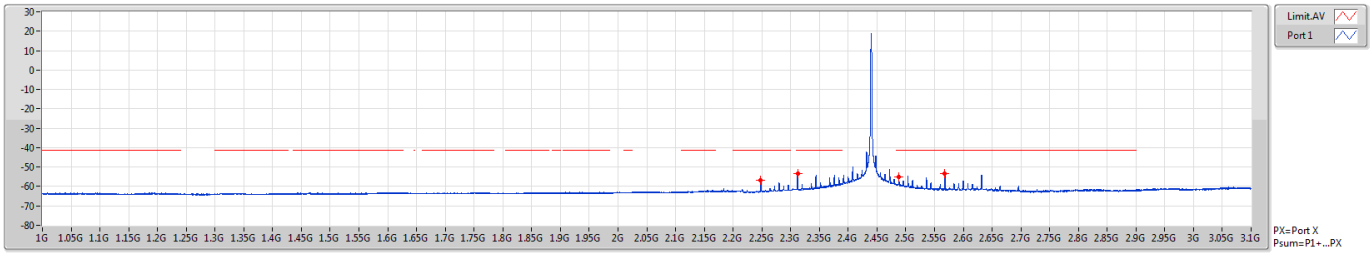

F-Start(Hz)	F-Stop(Hz)	RBW(Hz)	Type	Freq(Hz)	Psum(dBm)	P1(dBm
1G	2.31G	1M	AV	2.24827G	-56.63	-56.63
2.31G	2.39G	1M	AV	2.31196G	-53.32	-53.32
2.4835G	2.5G	1M	AV	2.48809G	-55.20	-55.20
2.5G	3.1G	1M	AV	2.56795G	-53.53	-53.53

BT-LE(1Mbps) **CSE-DTS [PK]**

2480MHz

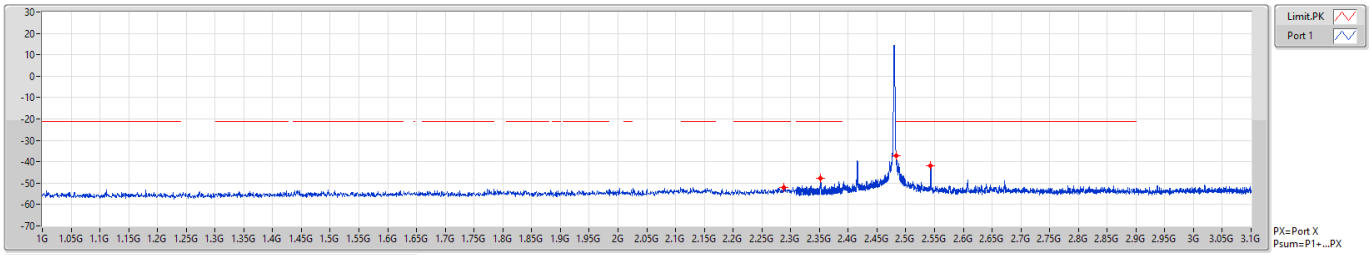

F-Start(Hz)	F-Stop(Hz)	RBW(Hz)	Type	Freq(Hz)	Psum(dBm)	P1(dBm
1G	2.31G	1M	PK	2.28839G	-52.14	-52.14
2.31G	2.39G	1M	PK	2.35228G	-47.78	-47.78
2.4835G	2.5G	1M	PK	2.48376G	-37.11	-37.11
2.5G	3.1G	1M	PK	2.5435G	-41.81	-41.81

BT-LE(1Mbps) **CSE-DTS [AV]**

2480MHz

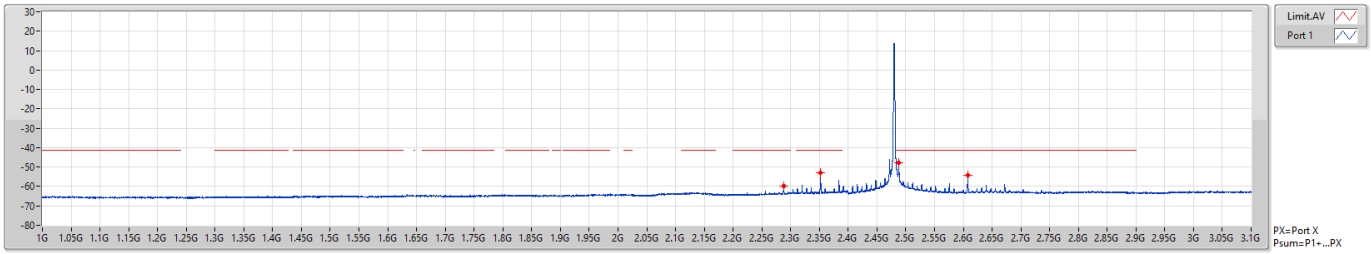

F-Start(Hz)	F-Stop(Hz)	RBW(Hz)	Type	Freq(Hz)	Psum(dBm)	P1(dBm
1G	2.31G	1M	AV	2.28806G	-59.62	-59.62
2.31G	2.39G	1M	AV	2.35196G	-53.14	-53.14
2.4835G	2.5G	1M	AV	2.48786G	-47.61	-47.61
2.5G	3.1G	1M	AV	2.60785G	-54.42	-54.42

BT-LE(2Mbps) **CSE-DTS [PK]**

2404MHz

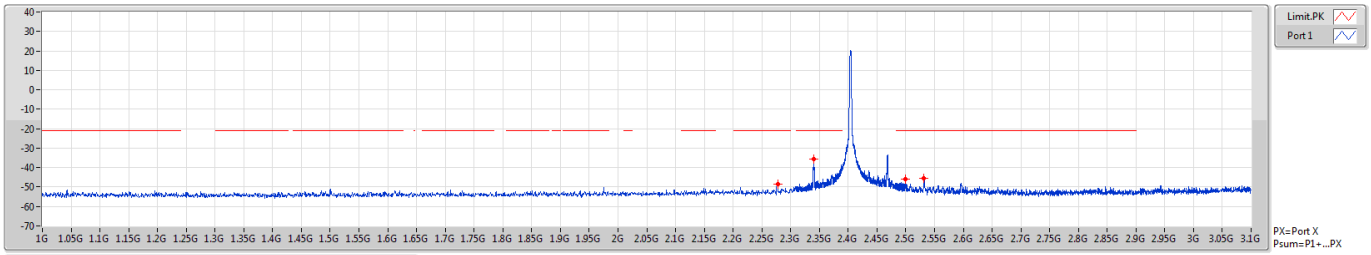

F-Start(Hz)	F-Stop(Hz)	RBW(Hz)	Type	Freq(Hz)	Psum(dBm)	P1(dBm
1G	2.31G	1M	PK	2.27725G	-48.51	-48.51
2.31G	2.39G	1M	PK	2.3404G	-35.80	-35.80
2.4835G	2.5G	1M	PK	2.49993G	-46.03	-46.03
2.5G	3.1G	1M	PK	2.5315G	-45.68	-45.68

BT-LE(2Mbps) **CSE-DTS [AV]**

2404MHz

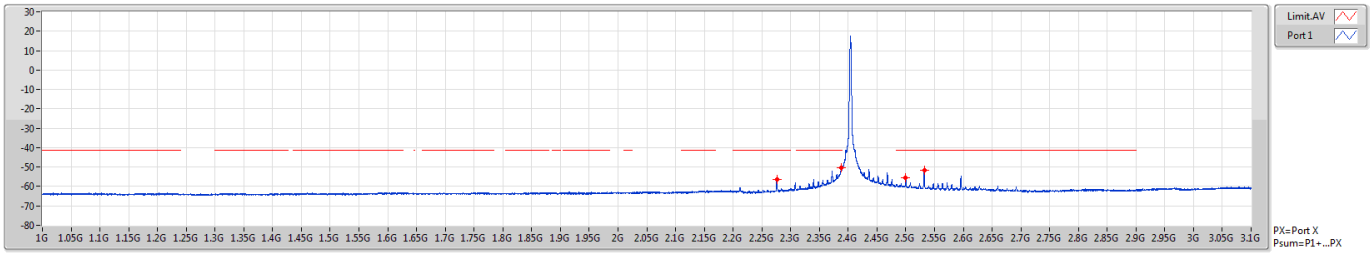

F-Start(Hz)	F-Stop(Hz)	RBW(Hz)	Type	Freq(Hz)	Psum(dBm)	P1(dBm
1G	2.31G	1M	AV	2.2761G	-56.45	-56.45
2.31G	2.39G	1M	AV	2.38816G	-50.49	-50.49
2.4835G	2.5G	1M	AV	2.49993G	-55.44	-55.44
2.5G	3.1G	1M	AV	2.53195G	-51.72	-51.72

BT-LE(2Mbps) **CSE-DTS [PK]**

2440MHz

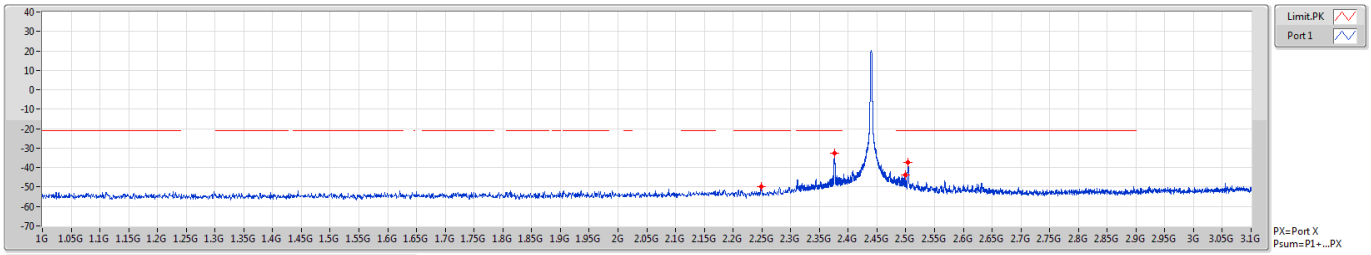

F-Start(Hz)	F-Stop(Hz)	RBW(Hz)	Type	Freq(Hz)	Psum(dBm)	P1(dBm
1G	2.31G	1M	PK	2.24909G	-49.69	-49.69
2.31G	2.39G	1M	PK	2.3764G	-32.61	-32.61
2.4835G	2.5G	1M	PK	2.49897G	-43.70	-43.70
2.5G	3.1G	1M	PK	2.5042G	-37.29	-37.29

BT-LE(2Mbps) **CSE-DTS [AV]**

2440MHz

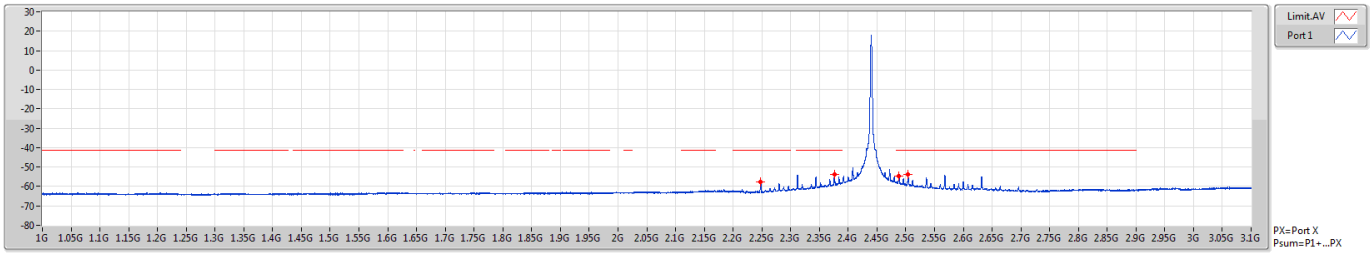

F-Start(Hz)	F-Stop(Hz)	RBW(Hz)	Type	Freq(Hz)	Psum(dBm)	P1(dBm
1G	2.31G	1M	AV	2.24794G	-57.53	-57.53
2.31G	2.39G	1M	AV	2.37612G	-53.83	-53.83
2.4835G	2.5G	1M	AV	2.48797G	-54.67	-54.67
2.5G	3.1G	1M	AV	2.5039G	-53.60	-53.60

BT-LE(2Mbps) **CSE-DTS [PK]**

2478MHz

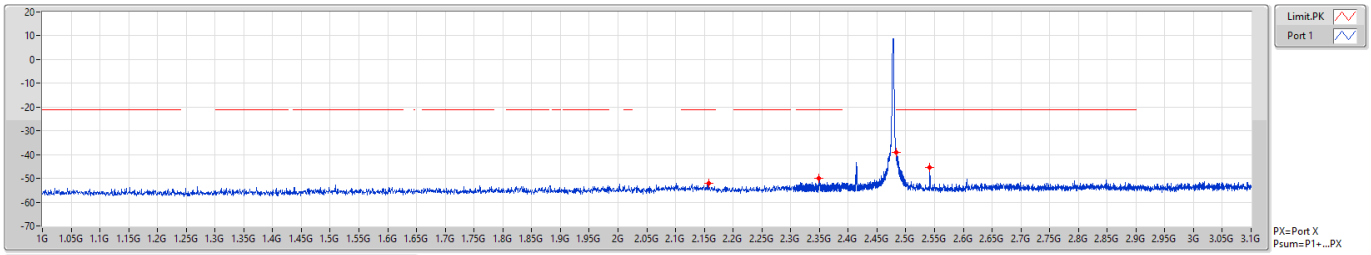

F-Start(Hz)	F-Stop(Hz)	RBW(Hz)	Type	Freq(Hz)	Psum(dBm)	P1(dBm
1G	2.31G	1M	PK	2.15739G	-52.17	-52.17
2.31G	2.39G	1M	PK	2.34952G	-50.08	-50.08
2.4835G	2.5G	1M	PK	2.4835G	-39.18	-39.18
2.5G	3.1G	1M	PK	2.5417G	-45.32	-45.32

BT-LE(2Mbps) **CSE-DTS [AV]**

2478MHz

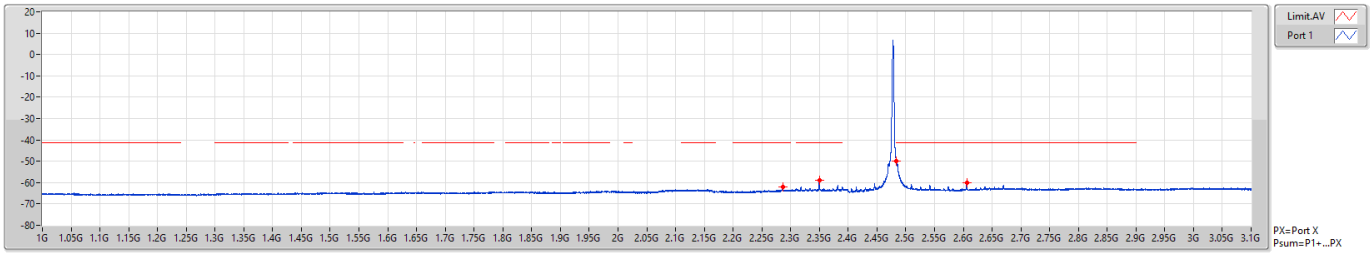

F-Start(Hz)	F-Stop(Hz)	RBW(Hz)	Type	Freq(Hz)	Psum(dBm)	P1(dBm
1G	2.31G	1M	AV	2.28609G	-61.94	-61.94
2.31G	2.39G	1M	AV	2.34984G	-59.03	-59.03
2.4835G	2.5G	1M	AV	2.48366G	-50.03	-50.03
2.5G	3.1G	1M	AV	2.60605G	-60.08	-60.08

Transmitter Conducted Unwanted Emissions (3.1GHz ~ 25GHz)

Summary

Mode	Result	F-Start (Hz)	F-Stop (Hz)	Type	Freq (Hz)	DG (dBi)	Psum (dBm)	EIRP (dBm)	Limit (dBm)	Margin (dB)
2.4-2.4835GHz	-	-	-	-	-	-	-	-	-	-
BT-LE(125kbps)	Pass	4G	5G	AV	4.804G	3.10	-57.79	-54.69	-41.20	-13.49
BT-LE(500kbps)	Pass	4G	5G	AV	4.87975G	3.10	-52.21	-49.11	-41.20	-7.91
BT-LE(1Mbps)	Pass	4G	5G	AV	4.87975G	3.10	-52.42	-49.32	-41.20	-8.12
BT-LE(2Mbps)	Pass	4G	5G	AV	4.879G	3.10	-53.96	-50.86	-41.20	-9.66

DG = Directional Gain ; PX=Port X; Psum=P1+P2+...PX

Result

Mode	Result	F-Start (Hz)	F-Stop (Hz)	Type	Freq (Hz)	DG (dBi)	Psum (dBm)	EIRP (dBm)	Limit (dBm)	Margin (dB)
BT-LE(125kbps)	-	-	-	-	-	-	-	-	-	-
2402MHz	Pass	3.1G	4G	AV	3.3565G	3.10	-74.87	-71.77	-41.20	-30.57
2402MHz	Pass	4G	5G	AV	4.804G	3.10	-57.79	-54.69	-41.20	-13.49
2402MHz	Pass	4G	5G	AV	4.80425G	3.10	-57.79	-54.69	-41.20	-13.49
2402MHz	Pass	5G	7G	AV	5.153G	3.10	-73.68	-70.58	-41.20	-29.38
2402MHz	Pass	7G	8G	AV	7.3605G	3.10	-73.04	-69.94	-41.20	-28.74
2402MHz	Pass	8G	25G	AV	19.61578G	3.10	-65.89	-62.79	-41.20	-21.59
2402MHz	Pass	3.1G	4G	PK	3.97233G	3.10	-64.54	-61.44	-21.20	-40.24
2402MHz	Pass	4G	5G	PK	4.8045G	3.10	-52.74	-49.64	-21.20	-28.44
2402MHz	Pass	4G	5G	PK	4.80475G	3.10	-52.72	-49.62	-21.20	-28.42
2402MHz	Pass	5G	7G	PK	5.442G	3.10	-62.88	-59.78	-21.20	-38.58
2402MHz	Pass	7G	8G	PK	7.58275G	3.10	-63.73	-60.63	-21.20	-39.43
2402MHz	Pass	8G	25G	PK	19.58816G	3.10	-56.05	-52.95	-21.20	-31.75
2440MHz	Pass	3.1G	4G	AV	3.35515G	3.10	-74.60	-71.50	-41.20	-30.30
2440MHz	Pass	4G	5G	AV	4.88G	3.10	-58.19	-55.09	-41.20	-13.89
2440MHz	Pass	5G	7G	AV	5.411G	3.10	-73.63	-70.53	-41.20	-29.33
2440MHz	Pass	7G	8G	AV	7.38975G	3.10	-73.16	-70.06	-41.20	-28.86
2440MHz	Pass	8G	25G	AV	19.65616G	3.10	-65.41	-62.31	-41.20	-21.11
2440MHz	Pass	3.1G	4G	PK	3.54573G	3.10	-63.41	-60.31	-21.20	-39.11
2440MHz	Pass	4G	5G	PK	4.8795G	3.10	-53.17	-50.07	-21.20	-28.87
2440MHz	Pass	5G	7G	PK	5.17G	3.10	-63.37	-60.27	-21.20	-39.07
2440MHz	Pass	7G	8G	PK	7.48575G	3.10	-62.73	-59.63	-21.20	-38.43
2440MHz	Pass	8G	25G	PK	17.94978G	3.10	-55.48	-52.38	-21.20	-31.18
2480MHz	Pass	3.1G	4G	AV	3.35245G	3.10	-74.87	-71.77	-41.20	-30.57
2480MHz	Pass	4G	5G	AV	4.96G	3.10	-59.13	-56.03	-41.20	-14.83
2480MHz	Pass	5G	7G	AV	5.391G	3.10	-73.65	-70.55	-41.20	-29.35
2480MHz	Pass	7G	8G	AV	7.36275G	3.10	-73.01	-69.91	-41.20	-28.71
2480MHz	Pass	8G	25G	AV	19.63863G	3.10	-65.65	-62.55	-41.20	-21.35
2480MHz	Pass	3.1G	4G	PK	3.97525G	3.10	-64.58	-61.48	-21.20	-40.28
2480MHz	Pass	4G	5G	PK	4.9595G	3.10	-54.37	-51.27	-21.20	-30.07
2480MHz	Pass	4G	5G	PK	4.96075G	3.10	-53.97	-50.87	-21.20	-29.67
2480MHz	Pass	5G	7G	PK	5.122G	3.10	-62.99	-59.89	-21.20	-38.69
2480MHz	Pass	7G	8G	PK	7.3495G	3.10	-63.11	-60.01	-21.20	-38.81
2480MHz	Pass	8G	25G	PK	17.96519G	3.10	-55.64	-52.54	-21.20	-31.34
BT-LE(500kbps)	-	-	-	-	-	-	-	-	-	-
2402MHz	Pass	3.1G	4G	AV	3.98673G	3.10	-76.29	-73.19	-41.20	-31.99
2402MHz	Pass	4G	5G	AV	4.80375G	3.10	-52.77	-49.67	-41.20	-8.47
2402MHz	Pass	5G	7G	AV	5.0465G	3.10	-74.35	-71.25	-41.20	-30.05
2402MHz	Pass	7G	8G	AV	7.61275G	3.10	-73.36	-70.26	-41.20	-29.06
2402MHz	Pass	8G	25G	AV	19.90213G	3.10	-63.61	-60.51	-41.20	-19.31
2402MHz	Pass	3.1G	4G	PK	3.78895G	3.10	-65.31	-62.21	-21.20	-41.01
2402MHz	Pass	4G	5G	PK	4.80375G	3.10	-48.72	-45.62	-21.20	-24.42

Mode	Result	F-Start (Hz)	F-Stop (Hz)	Type	Freq (Hz)	DG (dBi)	Psum (dBm)	EIRP (dBm)	Limit (dBm)	Margin (dB)
2402MHz	Pass	5G	7G	PK	5.2475G	3.10	-64.15	-61.05	-21.20	-39.85
2402MHz	Pass	7G	8G	PK	7.58525G	3.10	-63.25	-60.15	-21.20	-38.95
2402MHz	Pass	8G	25G	PK	19.85325G	3.10	-53.88	-50.78	-21.20	-29.58
2440MHz	Pass	3.1G	4G	AV	3.99663G	3.10	-76.41	-73.31	-41.20	-32.11
2440MHz	Pass	4G	5G	AV	4.87975G	3.10	-52.21	-49.11	-41.20	-7.91
2440MHz	Pass	5G	7G	AV	5.054G	3.10	-73.94	-70.84	-41.20	-29.64
2440MHz	Pass	7G	8G	AV	7.3205G	3.10	-68.95	-65.85	-41.20	-24.65
2440MHz	Pass	8G	25G	AV	19.87344G	3.10	-63.34	-60.24	-41.20	-19.04
2440MHz	Pass	3.1G	4G	PK	3.9604G	3.10	-66.26	-63.16	-21.20	-41.96
2440MHz	Pass	4G	5G	PK	4.87975G	3.10	-48.70	-45.60	-21.20	-24.40
2440MHz	Pass	5G	7G	PK	5.0725G	3.10	-64.00	-60.90	-21.20	-39.70
2440MHz	Pass	7G	8G	PK	7.3195G	3.10	-61.25	-58.15	-21.20	-36.95
2440MHz	Pass	8G	25G	PK	19.832G	3.10	-54.23	-51.13	-21.20	-29.93
2480MHz	Pass	3.1G	4G	AV	3.99415G	3.10	-75.93	-72.83	-41.20	-31.63
2480MHz	Pass	4G	5G	AV	4.96025G	3.10	-57.49	-54.39	-41.20	-13.19
2480MHz	Pass	5G	7G	AV	5.224G	3.10	-74.36	-71.26	-41.20	-30.06
2480MHz	Pass	7G	8G	AV	7.49275G	3.10	-71.42	-68.32	-41.20	-27.12
2480MHz	Pass	8G	25G	AV	19.13234G	3.10	-63.36	-60.26	-41.20	-19.06
2480MHz	Pass	3.1G	4G	PK	3.81348G	3.10	-65.39	-62.29	-21.20	-41.09
2480MHz	Pass	4G	5G	PK	4.9595G	3.10	-52.91	-49.81	-21.20	-28.61
2480MHz	Pass	5G	7G	PK	5.2395G	3.10	-63.84	-60.74	-21.20	-39.54
2480MHz	Pass	7G	8G	PK	7.4765G	3.10	-61.36	-58.26	-21.20	-37.06
2480MHz	Pass	8G	25G	PK	19.13394G	3.10	-53.67	-50.57	-21.20	-29.37
BT-LE(1Mbps)	-	-	-	-	-	-	-	-	-	-
2402MHz	Pass	3.1G	4G	AV	3.98178G	3.10	-76.33	-73.23	-41.20	-32.03
2402MHz	Pass	4G	5G	AV	4.804G	3.10	-52.56	-49.46	-41.20	-8.26
2402MHz	Pass	5G	7G	AV	5.014G	3.10	-74.12	-71.02	-41.20	-29.82
2402MHz	Pass	7G	8G	AV	7.573G	3.10	-73.56	-70.46	-41.20	-29.26
2402MHz	Pass	8G	25G	AV	19.86866G	3.10	-63.38	-60.28	-41.20	-19.08
2402MHz	Pass	3.1G	4G	PK	3.82923G	3.10	-66.24	-63.14	-21.20	-41.94
2402MHz	Pass	4G	5G	PK	4.80375G	3.10	-48.75	-45.65	-21.20	-24.45
2402MHz	Pass	5G	7G	PK	5.231G	3.10	-63.82	-60.72	-21.20	-39.52
2402MHz	Pass	7G	8G	PK	7.58875G	3.10	-63.25	-60.15	-21.20	-38.95
2402MHz	Pass	8G	25G	PK	19.81075G	3.10	-54.07	-50.97	-21.20	-29.77
2440MHz	Pass	3.1G	4G	AV	3.98403G	3.10	-76.31	-73.21	-41.20	-32.01
2440MHz	Pass	4G	5G	AV	4.87975G	3.10	-52.42	-49.32	-41.20	-8.12
2440MHz	Pass	5G	7G	AV	5.0315G	3.10	-73.96	-70.86	-41.20	-29.66
2440MHz	Pass	7G	8G	AV	7.31925G	3.10	-68.72	-65.62	-41.20	-24.42
2440MHz	Pass	8G	25G	AV	19.90531G	3.10	-63.49	-60.39	-41.20	-19.19
2440MHz	Pass	3.1G	4G	PK	3.93835G	3.10	-65.95	-62.85	-21.20	-41.65
2440MHz	Pass	4G	5G	PK	4.87975G	3.10	-48.63	-45.53	-21.20	-24.33
2440MHz	Pass	5G	7G	PK	5.0435G	3.10	-64.28	-61.18	-21.20	-39.98

Mode	Result	F-Start (Hz)	F-Stop (Hz)	Type	Freq (Hz)	DG (dBi)	Psum (dBm)	EIRP (dBm)	Limit (dBm)	Margin (dB)
2440MHz	Pass	7G	8G	PK	7.321G	3.10	-62.12	-59.02	-21.20	-37.82
2440MHz	Pass	8G	25G	PK	19.594G	3.10	-53.48	-50.38	-21.20	-29.18
2480MHz	Pass	3.1G	4G	AV	3.97818G	3.10	-76.24	-73.14	-41.20	-31.94
2480MHz	Pass	4G	5G	AV	4.96G	3.10	-57.11	-54.01	-41.20	-12.81
2480MHz	Pass	5G	7G	AV	5.2275G	3.10	-69.88	-66.78	-41.20	-25.58
2480MHz	Pass	7G	8G	AV	7.499G	3.10	-71.38	-68.28	-41.20	-27.08
2480MHz	Pass	8G	25G	AV	19.13394G	3.10	-63.58	-60.48	-41.20	-19.28
2480MHz	Pass	3.1G	4G	PK	3.69198G	3.10	-65.94	-62.84	-21.20	-41.64
2480MHz	Pass	4G	5G	PK	4.9595G	3.10	-53.11	-50.01	-21.20	-28.81
2480MHz	Pass	5G	7G	PK	5.0475G	3.10	-64.06	-60.96	-21.20	-39.76
2480MHz	Pass	7G	8G	PK	7.499G	3.10	-61.61	-58.51	-21.20	-37.31
2480MHz	Pass	8G	25G	PK	19.11269G	3.10	-53.94	-50.84	-21.20	-29.64
BT-LE(2Mbps)	-	-	-	-	-	-	-	-	-	-
2404MHz	Pass	3.1G	4G	AV	3.98245G	3.10	-76.11	-73.01	-41.20	-31.81
2404MHz	Pass	4G	5G	AV	4.80725G	3.10	-55.20	-52.10	-41.20	-10.90
2404MHz	Pass	4G	5G	AV	4.809G	3.10	-54.86	-51.76	-41.20	-10.56
2404MHz	Pass	5G	7G	AV	5.0405G	3.10	-74.14	-71.04	-41.20	-29.84
2404MHz	Pass	7G	8G	AV	7.614G	3.10	-73.78	-70.68	-41.20	-29.48
2404MHz	Pass	8G	25G	AV	19.86069G	3.10	-63.57	-60.47	-41.20	-19.27
2404MHz	Pass	3.1G	4G	PK	3.62628G	3.10	-66.08	-62.98	-21.20	-41.78
2404MHz	Pass	4G	5G	PK	4.807G	3.10	-48.92	-45.82	-21.20	-24.62
2404MHz	Pass	4G	5G	PK	4.80725G	3.10	-48.96	-45.86	-21.20	-24.66
2404MHz	Pass	5G	7G	PK	5.214G	3.10	-63.85	-60.75	-21.20	-39.55
2404MHz	Pass	7G	8G	PK	7.65325G	3.10	-62.36	-59.26	-21.20	-38.06
2404MHz	Pass	8G	25G	PK	19.82669G	3.10	-53.69	-50.59	-21.20	-29.39
2440MHz	Pass	3.1G	4G	AV	3.99393G	3.10	-76.44	-73.34	-41.20	-32.14
2440MHz	Pass	4G	5G	AV	4.879G	3.10	-53.96	-50.86	-41.20	-9.66
2440MHz	Pass	4G	5G	AV	4.87925G	3.10	-54.17	-51.07	-41.20	-9.87
2440MHz	Pass	5G	7G	AV	5.0445G	3.10	-74.14	-71.04	-41.20	-29.84
2440MHz	Pass	7G	8G	AV	7.3185G	3.10	-69.44	-66.34	-41.20	-25.14
2440MHz	Pass	8G	25G	AV	19.88141G	3.10	-63.17	-60.07	-41.20	-18.87
2440MHz	Pass	3.1G	4G	PK	3.64383G	3.10	-66.01	-62.91	-21.20	-41.71
2440MHz	Pass	4G	5G	PK	4.87925G	3.10	-48.96	-45.86	-21.20	-24.66
2440MHz	Pass	4G	5G	PK	4.88125G	3.10	-48.89	-45.79	-21.20	-24.59
2440MHz	Pass	5G	7G	PK	5.042G	3.10	-63.55	-60.45	-21.20	-39.25
2440MHz	Pass	7G	8G	PK	7.32125G	3.10	-62.45	-59.35	-21.20	-38.15
2440MHz	Pass	8G	25G	PK	19.89947G	3.10	-54.26	-51.16	-21.20	-29.96
2478MHz	Pass	3.1G	4G	AV	3.99933G	3.10	-76.31	-73.21	-41.20	-32.01
2478MHz	Pass	4G	5G	AV	4.95675G	3.10	-67.28	-64.18	-41.20	-22.98
2478MHz	Pass	5G	7G	AV	5.1845G	3.10	-74.23	-71.13	-41.20	-29.93
2478MHz	Pass	7G	8G	AV	7.4965G	3.10	-71.26	-68.16	-41.20	-26.96
2478MHz	Pass	8G	25G	AV	19.13659G	3.10	-63.48	-60.38	-41.20	-19.18

Mode	Result	F-Start (Hz)	F-Stop (Hz)	Type	Freq (Hz)	DG (dBi)	Psum (dBm)	EIRP (dBm)	Limit (dBm)	Margin (dB)
2478MHz	Pass	3.1G	4G	PK	3.97728G	3.10	-64.87	-61.77	-21.20	-40.57
2478MHz	Pass	4G	5G	PK	4.95525G	3.10	-60.13	-57.03	-21.20	-35.83
2478MHz	Pass	4G	5G	PK	4.957G	3.10	-59.99	-56.89	-21.20	-35.69
2478MHz	Pass	5G	7G	PK	5.425G	3.10	-63.75	-60.65	-21.20	-39.45
2478MHz	Pass	7G	8G	PK	7.43925G	3.10	-60.09	-56.99	-21.20	-35.79
2478MHz	Pass	8G	25G	PK	19.14084G	3.10	-53.55	-50.45	-21.20	-29.25

DG = Directional Gain ; PX=Port X; Psum=P1+P2+...PX

BT-LE(125kbps) **CSE-DTS [PK]**

2402MHz

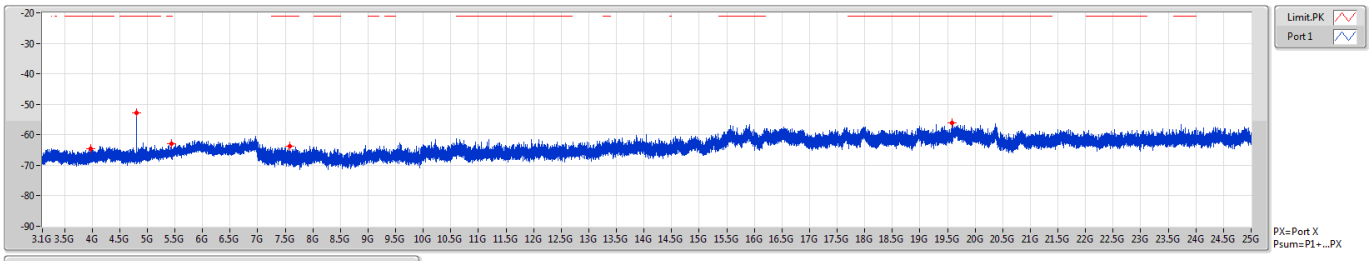

F-Start(Hz)	F-Stop(Hz)	RBW(Hz)	Type	Freq(Hz)	Psum(dBm)	P1(dBm
3.1G	4G	1M	PK	3.97233G	-64.54	-64.54
4G	5G	1M	PK	4.8045G	-52.74	-52.74
4G	5G	1M	PK	4.80475G	-52.72	-52.72
5G	7G	1M	PK	5.442G	-62.88	-62.88
7G	8G	1M	PK	7.58275G	-63.73	-63.73
8G	25G	1M	PK	19.58816G	-56.05	-56.05

BT-LE(125kbps) **CSE-DTS [AV]**

2402MHz

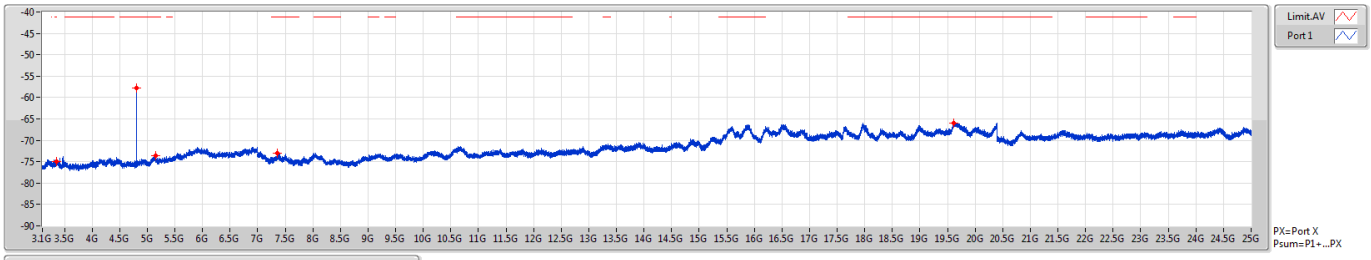

F-Start(Hz)	F-Stop(Hz)	RBW(Hz)	Type	Freq(Hz)	Psum(dBm)	P1(dBm
3.1G	4G	1M	AV	3.3565G	-74.87	-74.87
4G	5G	1M	AV	4.804G	-57.79	-57.79
4G	5G	1M	AV	4.80425G	-57.79	-57.79
5G	7G	1M	AV	5.153G	-73.68	-73.68
7G	8G	1M	AV	7.3605G	-73.04	-73.04
8G	25G	1M	AV	19.61578G	-65.89	-65.89

BT-LE(125kbps) **CSE-DTS [PK]**

2440MHz

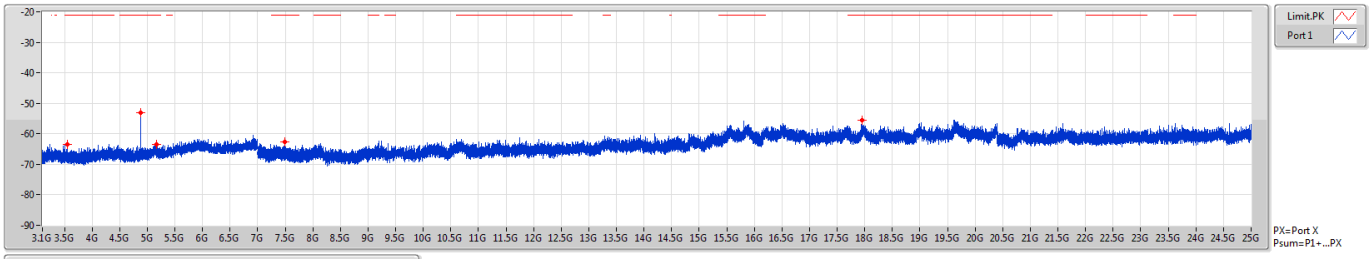

F-Start(Hz)	F-Stop(Hz)	RBW(Hz)	Type	Freq(Hz)	Psum(dBm)	P1(dBm
3.1G	4G	1M	PK	3.54573G	-63.41	-63.41
4G	5G	1M	PK	4.8795G	-53.17	-53.17
5G	7G	1M	PK	5.17G	-63.37	-63.37
7G	8G	1M	PK	7.48575G	-62.73	-62.73
8G	25G	1M	PK	17.94978G	-55.48	-55.48

BT-LE(125kbps) **CSE-DTS [AV]**

2440MHz

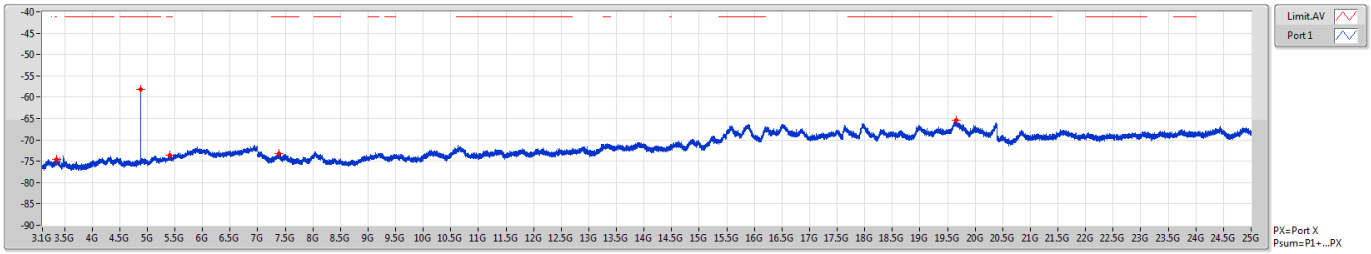

F-Start(Hz)	F-Stop(Hz)	RBW(Hz)	Type	Freq(Hz)	Psum(dBm)	P1(dBm
3.1G	4G	1M	AV	3.35515G	-74.60	-74.60
4G	5G	1M	AV	4.88G	-58.19	-58.19
5G	7G	1M	AV	5.411G	-73.63	-73.63
7G	8G	1M	AV	7.38975G	-73.16	-73.16
8G	25G	1M	AV	19.65616G	-65.41	-65.41

BT-LE(125kbps) **CSE-DTS [PK]**

2480MHz

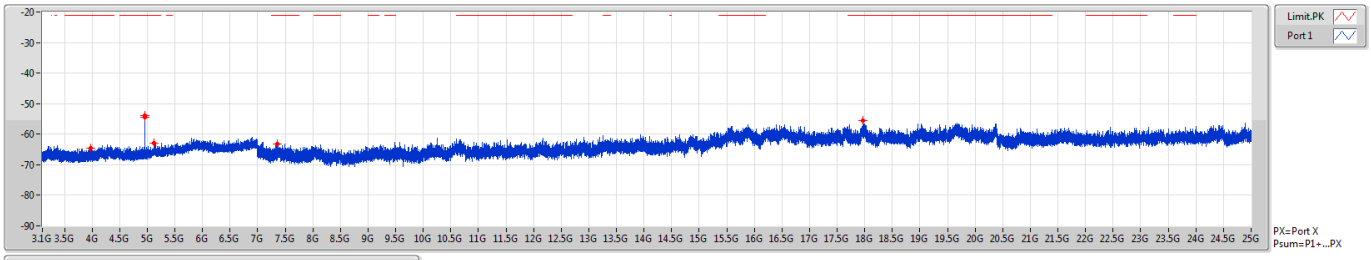

F-Start(Hz)	F-Stop(Hz)	RBW(Hz)	Type	Freq(Hz)	Psum(dBm)	P1(dBm)
3.1G	4G	1M	PK	3.97525G	-64.58	-64.58
4G	5G	1M	PK	4.9595G	-54.37	-54.37
4G	5G	1M	PK	4.96075G	-53.97	-53.97
5G	7G	1M	PK	5.122G	-62.99	-62.99
7G	8G	1M	PK	7.3495G	-63.11	-63.11
8G	25G	1M	PK	17.96519G	-55.64	-55.64

BT-LE(125kbps) **CSE-DTS [AV]**

2480MHz

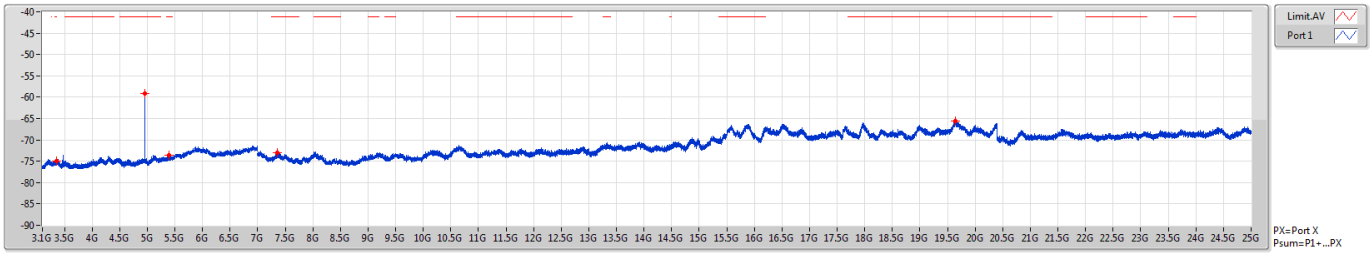

F-Start(Hz)	F-Stop(Hz)	RBW(Hz)	Type	Freq(Hz)	Psum(dBm)	P1(dBm)
3.1G	4G	1M	AV	3.35245G	-74.87	-74.87
4G	5G	1M	AV	4.96G	-59.13	-59.13
5G	7G	1M	AV	5.391G	-73.65	-73.65
7G	8G	1M	AV	7.36275G	-73.01	-73.01
8G	25G	1M	AV	19.63863G	-65.65	-65.65

BT-LE(500kbps) **CSE-DTS [PK]**

2402MHz

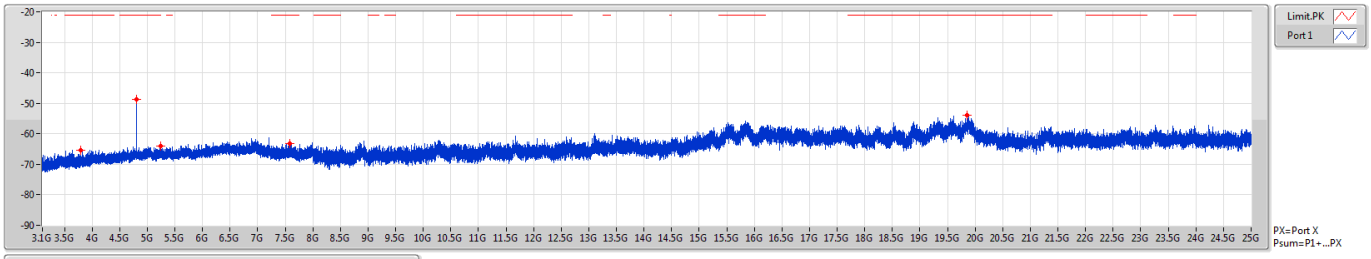

F-Start(Hz)	F-Stop(Hz)	RBW(Hz)	Type	Freq(Hz)	Psum(dBm)	P1(dBm
3.1G	4G	1M	PK	3.78895G	-65.31	-65.31
4G	5G	1M	PK	4.80375G	-48.72	-48.72
5G	7G	1M	PK	5.2475G	-64.15	-64.15
7G	8G	1M	PK	7.58525G	-63.25	-63.25
8G	25G	1M	PK	19.85325G	-53.88	-53.88

BT-LE(500kbps) **CSE-DTS [AV]**

2402MHz

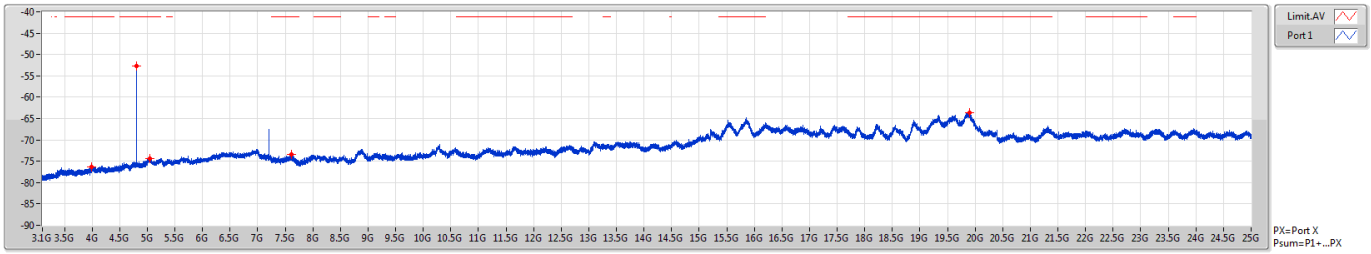

F-Start(Hz)	F-Stop(Hz)	RBW(Hz)	Type	Freq(Hz)	Psum(dBm)	P1(dBm
3.1G	4G	1M	AV	3.98673G	-76.29	-76.29
4G	5G	1M	AV	4.80375G	-52.77	-52.77
5G	7G	1M	AV	5.0465G	-74.35	-74.35
7G	8G	1M	AV	7.61275G	-73.36	-73.36
8G	25G	1M	AV	19.90213G	-63.61	-63.61

BT-LE(500kbps) **CSE-DTS [PK]**

2440MHz

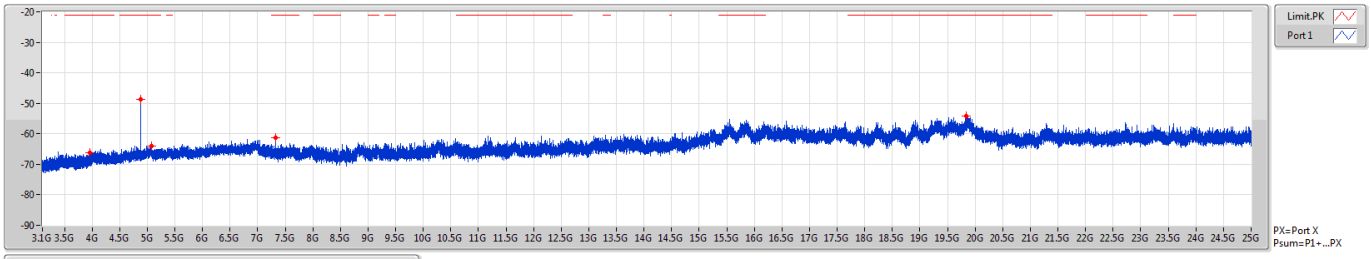

F-Start(Hz)	F-Stop(Hz)	RBW(Hz)	Type	Freq(Hz)	Psum(dBm)	P1(dBm
3.1G	4G	1M	PK	3.9604G	-66.26	-66.26
4G	5G	1M	PK	4.87975G	-48.70	-48.70
5G	7G	1M	PK	5.0725G	-64.00	-64.00
7G	8G	1M	PK	7.3195G	-61.25	-61.25
8G	25G	1M	PK	19.832G	-54.23	-54.23

BT-LE(500kbps) **CSE-DTS [AV]**

2440MHz

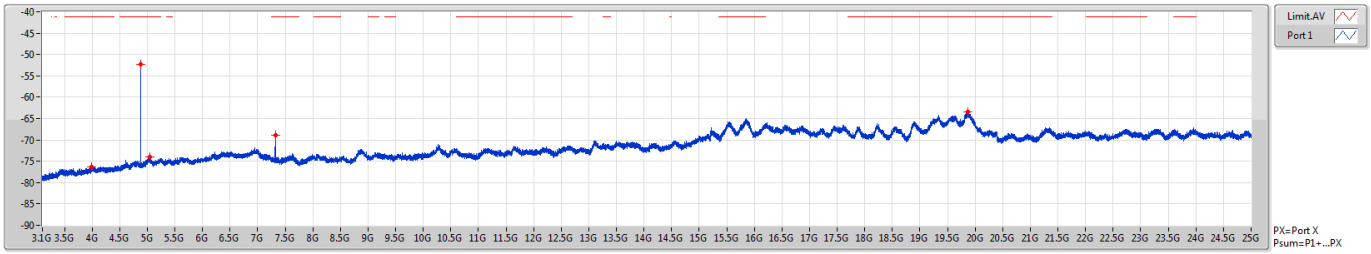

F-Start(Hz)	F-Stop(Hz)	RBW(Hz)	Type	Freq(Hz)	Psum(dBm)	P1(dBm
3.1G	4G	1M	AV	3.99663G	-76.41	-76.41
4G	5G	1M	AV	4.87975G	-52.21	-52.21
5G	7G	1M	AV	5.054G	-73.94	-73.94
7G	8G	1M	AV	7.3205G	-68.95	-68.95
8G	25G	1M	AV	19.87344G	-63.34	-63.34

BT-LE(500kbps) **CSE-DTS [PK]**

2480MHz

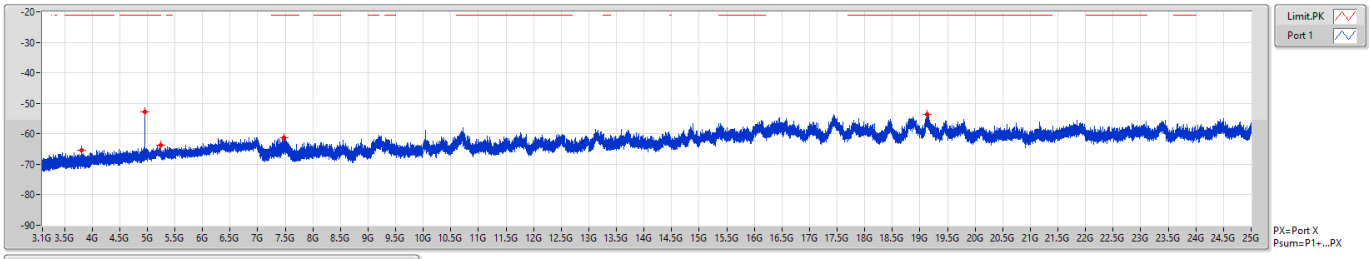

F-Start(Hz)	F-Stop(Hz)	RBW(Hz)	Type	Freq(Hz)	Psum(dBm)	P1(dBm
3.1G	4G	1M	PK	3.81348G	-65.39	-65.39
4G	5G	1M	PK	4.9595G	-52.91	-52.91
5G	7G	1M	PK	5.2395G	-63.84	-63.84
7G	8G	1M	PK	7.4765G	-61.36	-61.36
8G	25G	1M	PK	19.13394G	-53.67	-53.67

BT-LE(500kbps) **CSE-DTS [AV]**

2480MHz

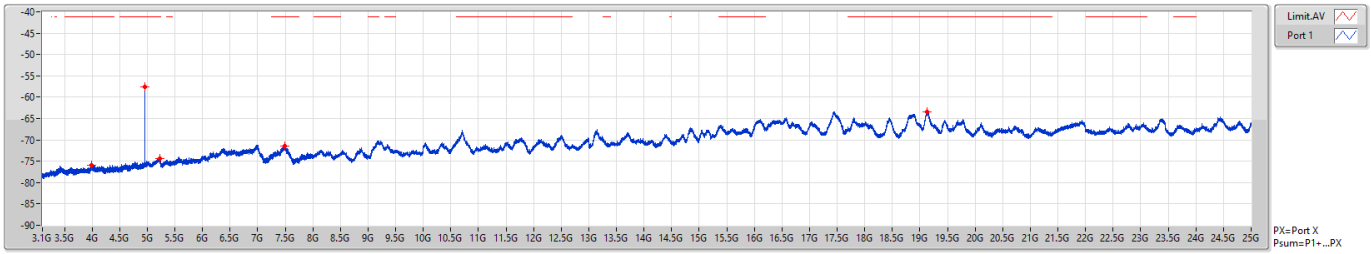

F-Start(Hz)	F-Stop(Hz)	RBW(Hz)	Type	Freq(Hz)	Psum(dBm)	P1(dBm
3.1G	4G	1M	AV	3.99415G	-75.93	-75.93
4G	5G	1M	AV	4.96025G	-57.49	-57.49
5G	7G	1M	AV	5.224G	-74.36	-74.36
7G	8G	1M	AV	7.49275G	-71.42	-71.42
8G	25G	1M	AV	19.13234G	-63.36	-63.36

BT-LE(1Mbps) **CSE-DTS [PK]**

2402MHz

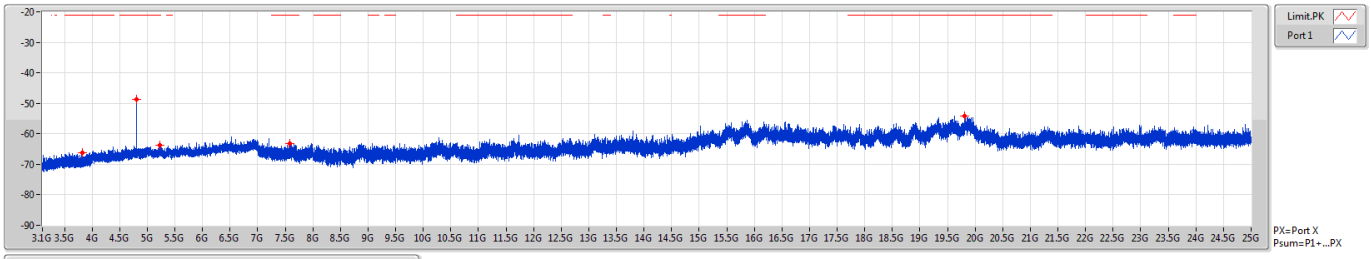

F-Start(Hz)	F-Stop(Hz)	RBW(Hz)	Type	Freq(Hz)	Psum(dBm)	P1(dBm
3.1G	4G	1M	PK	3.82923G	-66.24	-66.24
4G	5G	1M	PK	4.80375G	-48.75	-48.75
5G	7G	1M	PK	5.231G	-63.82	-63.82
7G	8G	1M	PK	7.58875G	-63.25	-63.25
8G	25G	1M	PK	19.81075G	-54.07	-54.07

BT-LE(1Mbps) **CSE-DTS [AV]**

2402MHz

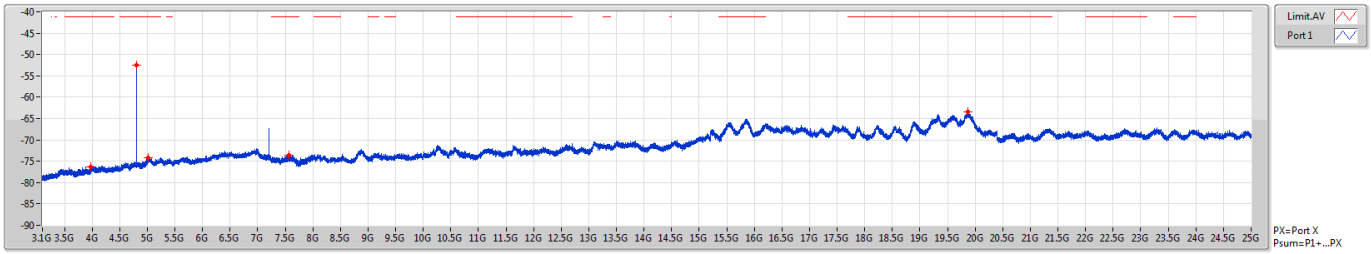

F-Start(Hz)	F-Stop(Hz)	RBW(Hz)	Type	Freq(Hz)	Psum(dBm)	P1(dBm
3.1G	4G	1M	AV	3.98178G	-76.33	-76.33
4G	5G	1M	AV	4.804G	-52.56	-52.56
5G	7G	1M	AV	5.014G	-74.12	-74.12
7G	8G	1M	AV	7.573G	-73.56	-73.56
8G	25G	1M	AV	19.86866G	-63.38	-63.38

BT-LE(1Mbps) **CSE-DTS [PK]**

2440MHz

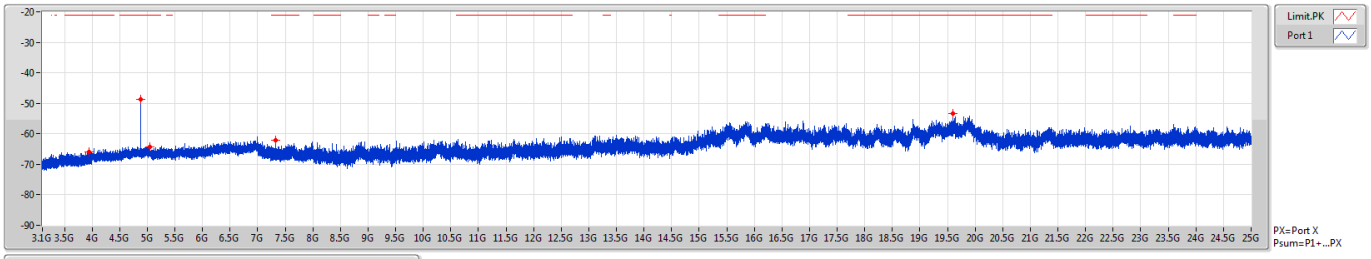

F-Start(Hz)	F-Stop(Hz)	RBW(Hz)	Type	Freq(Hz)	Psum(dBm)	P1(dBm
3.1G	4G	1M	PK	3.93835G	-65.95	-65.95
4G	5G	1M	PK	4.87975G	-48.63	-48.63
5G	7G	1M	PK	5.0435G	-64.28	-64.28
7G	8G	1M	PK	7.321G	-62.12	-62.12
8G	25G	1M	PK	19.594G	-53.48	-53.48

BT-LE(1Mbps) **CSE-DTS [AV]**

2440MHz

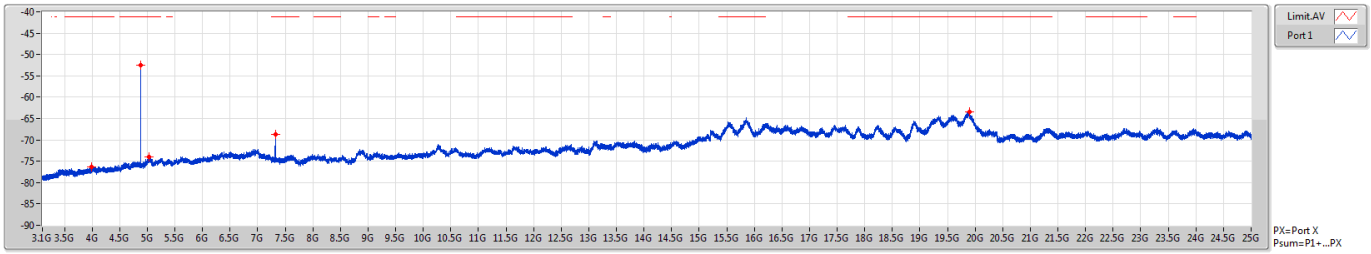

F-Start(Hz)	F-Stop(Hz)	RBW(Hz)	Type	Freq(Hz)	Psum(dBm)	P1(dBm
3.1G	4G	1M	AV	3.98403G	-76.31	-76.31
4G	5G	1M	AV	4.87975G	-52.42	-52.42
5G	7G	1M	AV	5.0315G	-73.96	-73.96
7G	8G	1M	AV	7.31925G	-68.72	-68.72
8G	25G	1M	AV	19.90531G	-63.49	-63.49

BT-LE(1Mbps) **CSE-DTS [PK]**

2480MHz

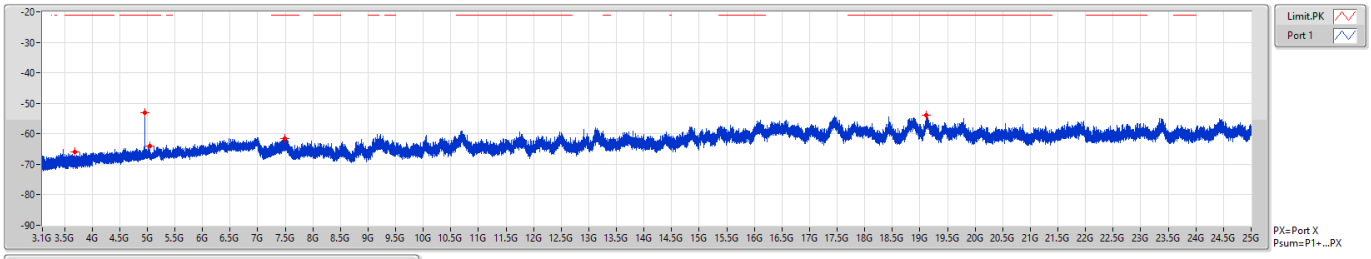

F-Start(Hz)	F-Stop(Hz)	RBW(Hz)	Type	Freq(Hz)	Psum(dBm)	P1(dBm
3.1G	4G	1M	PK	3.69198G	-65.94	-65.94
4G	5G	1M	PK	4.9595G	-53.11	-53.11
5G	7G	1M	PK	5.0475G	-64.06	-64.06
7G	8G	1M	PK	7.499G	-61.61	-61.61
8G	25G	1M	PK	19.11269G	-53.94	-53.94

BT-LE(1Mbps) **CSE-DTS [AV]**

2480MHz

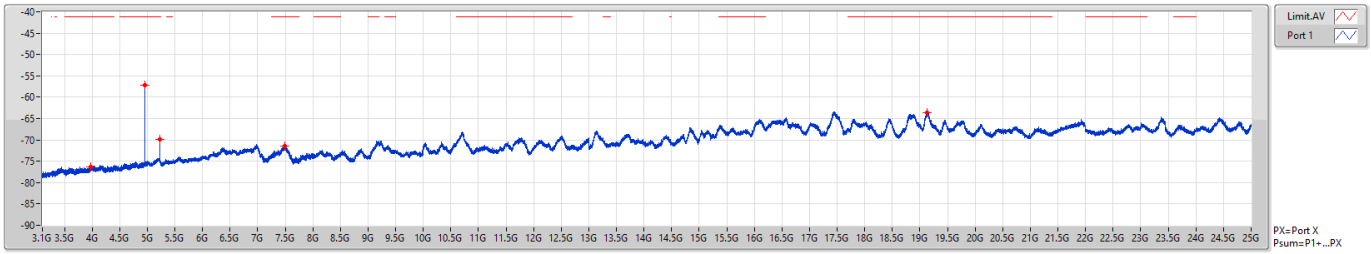

F-Start(Hz)	F-Stop(Hz)	RBW(Hz)	Type	Freq(Hz)	Psum(dBm)	P1(dBm
3.1G	4G	1M	AV	3.97818G	-76.24	-76.24
4G	5G	1M	AV	4.96G	-57.11	-57.11
5G	7G	1M	AV	5.2275G	-69.88	-69.88
7G	8G	1M	AV	7.499G	-71.38	-71.38
8G	25G	1M	AV	19.13394G	-63.58	-63.58

BT-LE(2Mbps) **CSE-DTS [PK]**

2404MHz

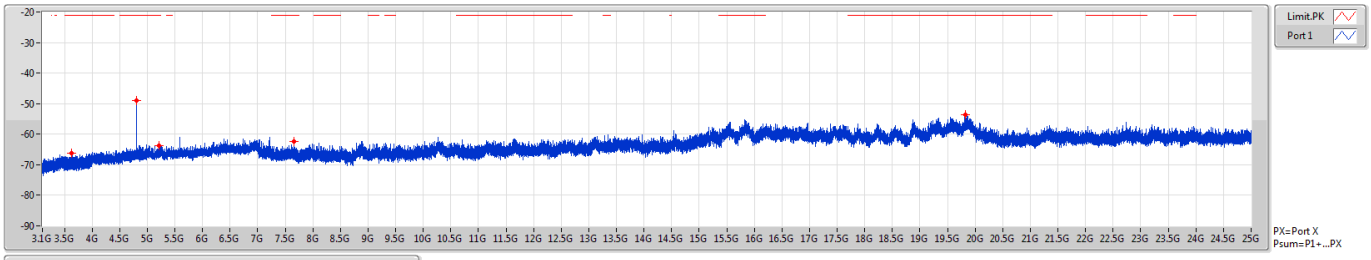

F-Start(Hz)	F-Stop(Hz)	RBW(Hz)	Type	Freq(Hz)	Psum(dBm)	P1(dBm
3.1G	4G	1M	PK	3.62628G	-66.08	-66.08
4G	5G	1M	PK	4.807G	-48.92	-48.92
4G	5G	1M	PK	4.80725G	-48.96	-48.96
5G	7G	1M	PK	5.214G	-63.85	-63.85
7G	8G	1M	PK	7.65325G	-62.36	-62.36
8G	25G	1M	PK	19.82669G	-53.69	-53.69

BT-LE(2Mbps) **CSE-DTS [AV]**

2404MHz

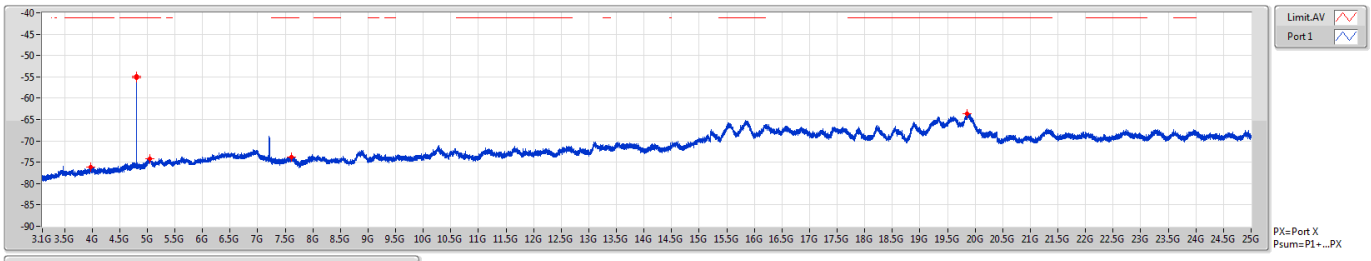

F-Start(Hz)	F-Stop(Hz)	RBW(Hz)	Type	Freq(Hz)	Psum(dBm)	P1(dBm
3.1G	4G	1M	AV	3.98245G	-76.11	-76.11
4G	5G	1M	AV	4.80725G	-55.20	-55.20
4G	5G	1M	AV	4.809G	-54.86	-54.86
5G	7G	1M	AV	5.0405G	-74.14	-74.14
7G	8G	1M	AV	7.614G	-73.78	-73.78
8G	25G	1M	AV	19.86069G	-63.57	-63.57

BT-LE(2Mbps) **CSE-DTS [PK]**

2440MHz

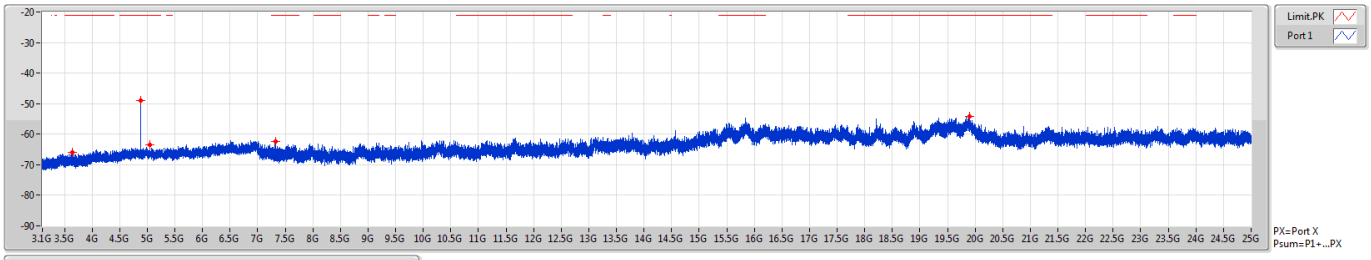

F-Start(Hz)	F-Stop(Hz)	RBW(Hz)	Type	Freq(Hz)	Psum(dBm)	P1(dBm
3.1G	4G	1M	PK	3.64383G	-66.01	-66.01
4G	5G	1M	PK	4.87925G	-48.96	-48.96
4G	5G	1M	PK	4.88125G	-48.89	-48.89
5G	7G	1M	PK	5.042G	-63.55	-63.55
7G	8G	1M	PK	7.32125G	-62.45	-62.45
8G	25G	1M	PK	19.89947G	-54.26	-54.26

BT-LE(2Mbps) **CSE-DTS [AV]**

2440MHz

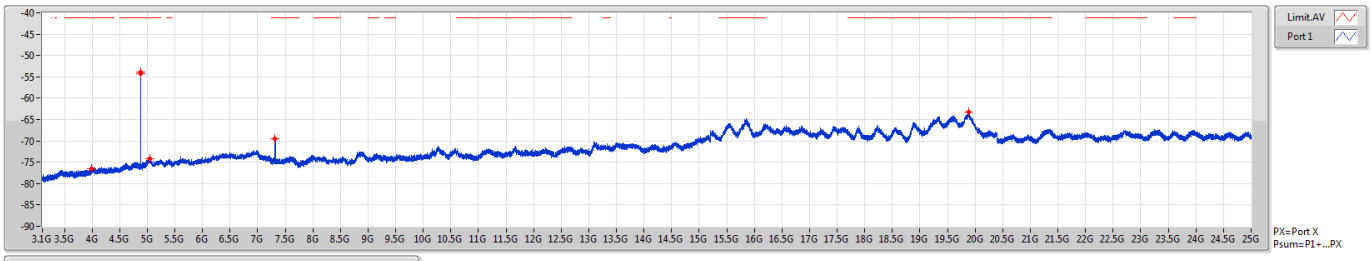

F-Start(Hz)	F-Stop(Hz)	RBW(Hz)	Type	Freq(Hz)	Psum(dBm)	P1(dBm
3.1G	4G	1M	AV	3.99393G	-76.44	-76.44
4G	5G	1M	AV	4.879G	-53.96	-53.96
4G	5G	1M	AV	4.87925G	-54.17	-54.17
5G	7G	1M	AV	5.0445G	-74.14	-74.14
7G	8G	1M	AV	7.3185G	-69.44	-69.44
8G	25G	1M	AV	19.88141G	-63.17	-63.17

BT-LE(2Mbps) **CSE-DTS [PK]**

2478MHz

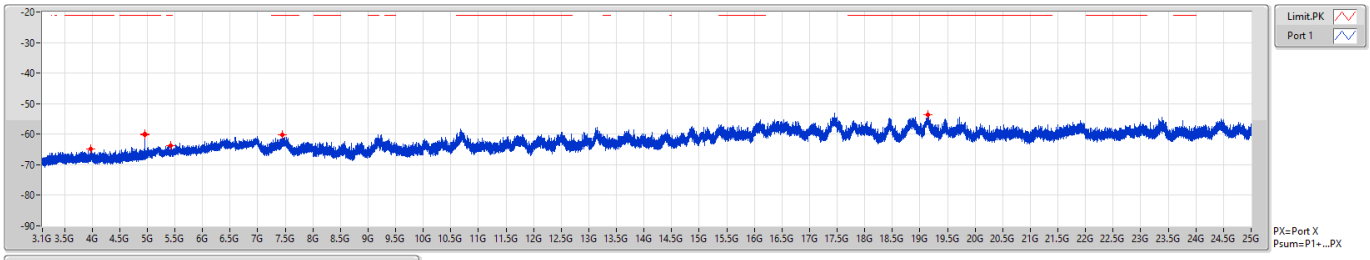

F-Start(Hz)	F-Stop(Hz)	RBW(Hz)	Type	Freq(Hz)	Psum(dBm)	P1(dBm)
3.1G	4G	1M	PK	3.97728G	-64.87	-64.87
4G	5G	1M	PK	4.95525G	-60.13	-60.13
4G	5G	1M	PK	4.957G	-59.99	-59.99
5G	7G	1M	PK	5.425G	-63.75	-63.75
7G	8G	1M	PK	7.43925G	-60.09	-60.09
8G	25G	1M	PK	19.14084G	-53.55	-53.55

BT-LE(2Mbps) **CSE-DTS [AV]**

2478MHz

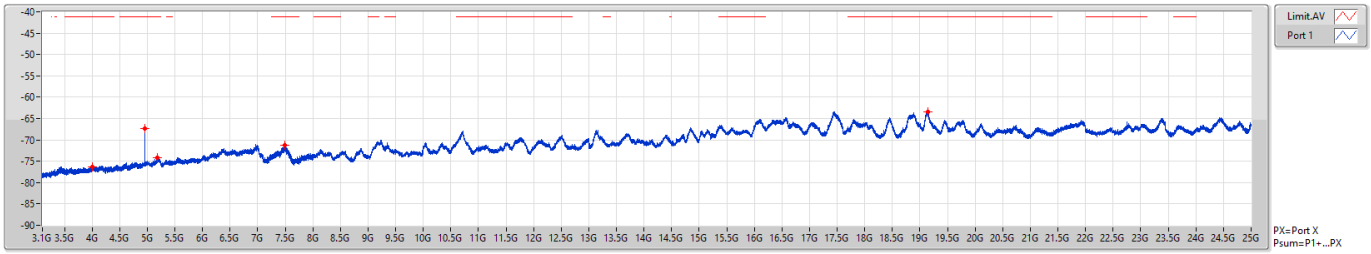

F-Start(Hz)	F-Stop(Hz)	RBW(Hz)	Type	Freq(Hz)	Psum(dBm)	P1(dBm)
3.1G	4G	1M	AV	3.99933G	-76.31	-76.31
4G	5G	1M	AV	4.95675G	-67.28	-67.28
5G	7G	1M	AV	5.1845G	-74.23	-74.23
7G	8G	1M	AV	7.4965G	-71.26	-71.26
8G	25G	1M	AV	19.13659G	-63.48	-63.48

External antenna

Unwanted Emissions (Above 1GHz)

Modulation	BT-LE (500kbps)	**Test Freq. (MHz)**	2480
Polarization	Horizontal		

Test By :Sean Yu Temperature(℃):25 Humidity(%):61

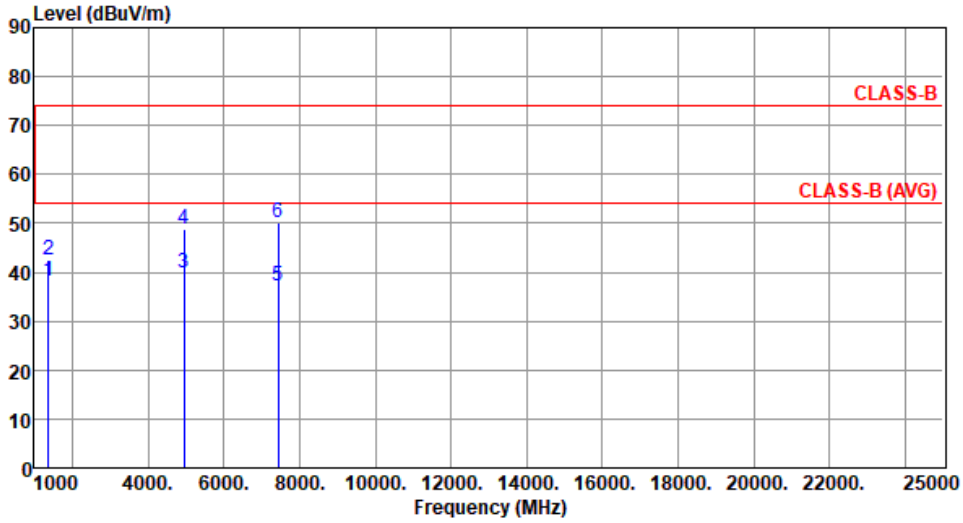

	Freq. MHz	Emission level dBuV/m	Limit dBuV/m	Margin dB	SA reading dBuV	Factor dB/m	Remark	ANT High cm	Turn Table deg
1	1375.00	38.05	54.00	-15.95	44.06	-6.01	Average	115	317
2	1375.00	42.59	74.00	-31.41	48.60	-6.01	Peak	115	317
3	4960.00	40.01	54.00	-13.99	40.03	-0.02	Average	100	227
4	4960.00	48.72	74.00	-25.28	48.74	-0.02	Peak	100	227
5	7440.00	37.28	54.00	-16.72	31.62	5.66	Average	100	137
6	7440.00	50.29	74.00	-23.71	44.63	5.66	Peak	100	137

Note 1: Emission Level (dBuV/m) = SA Reading (dBuV) + Factor* (dB/m)
*Factor includes antenna factor , cable loss and amplifier gain
Note 2: Margin (dB) = Emission level (dBuV/m) – Limit (dBuV/m).

Modulation	BT-LE (500kbps)	**Test Freq. (MHz)**	2480
Polarization	Vertical		

Test By :Sean Yu Temperature(℃):25 Humidity(%):61

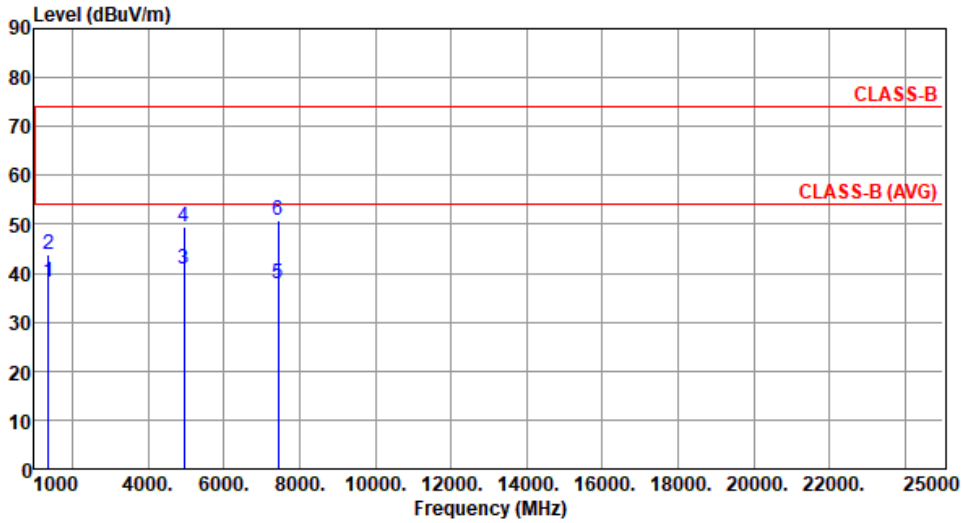

	Freq. MHz	Emission level dBuV/m	Limit dBuV/m	Margin dB	SA reading dBuV	Factor dB/m	Remark	ANT High cm	Turn Table deg
1	1375.00	38.15	54.00	-15.85	44.16	-6.01	Average	124	208
2	1375.00	43.81	74.00	-30.19	49.82	-6.01	Peak	124	208
3	4960.00	40.75	54.00	-13.25	40.77	-0.02	Average	212	39
4	4960.00	49.57	74.00	-24.43	49.59	-0.02	Peak	212	39
5	7440.00	37.92	54.00	-16.08	32.26	5.66	Average	100	158
6	7440.00	50.76	74.00	-23.24	45.10	5.66	Peak	100	158

Note 1: Emission Level (dBuV/m) = SA Reading (dBuV) + Factor* (dB/m)
*Factor includes antenna factor , cable loss and amplifier gain
Note 2: Margin (dB) = Emission level (dBuV/m) – Limit (dBuV/m).

Modulation	BT-LE (1Mbps)	**Test Freq. (MHz)**	2480
Polarization	Horizontal		

Test By :Sean Yu Temperature(℃):25 Humidity(%):61

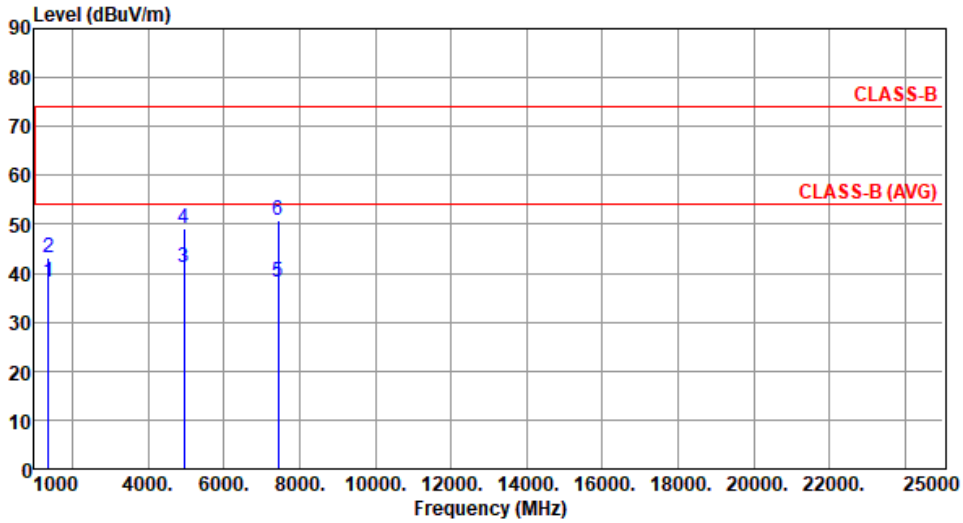

	Freq. MHz	Emission level dBuV/m	Limit dBuV/m	Margin dB	SA reading dBuV	Factor dB/m	Remark	ANT High cm	Turn Table deg
1	1375.00	38.11	54.00	-15.89	44.12	-6.01	Average	115	330
2	1375.00	43.27	74.00	-30.73	49.28	-6.01	Peak	115	330
3	4960.00	41.02	54.00	-12.98	41.04	-0.02	Average	100	229
4	4960.00	49.18	74.00	-24.82	49.20	-0.02	Peak	100	229
5	7440.00	38.28	54.00	-15.72	32.62	5.66	Average	207	311
6	7440.00	50.81	74.00	-23.19	45.15	5.66	Peak	207	311

Note 1: Emission Level (dBuV/m) = SA Reading (dBuV) + Factor* (dB/m)
*Factor includes antenna factor , cable loss and amplifier gain
Note 2: Margin (dB) = Emission level (dBuV/m) – Limit (dBuV/m).

Modulation	BT-LE (1Mbps)	**Test Freq. (MHz)**	2480
Polarization	Vertical		

Test By :Sean Yu Temperature(℃):25 Humidity(%):61

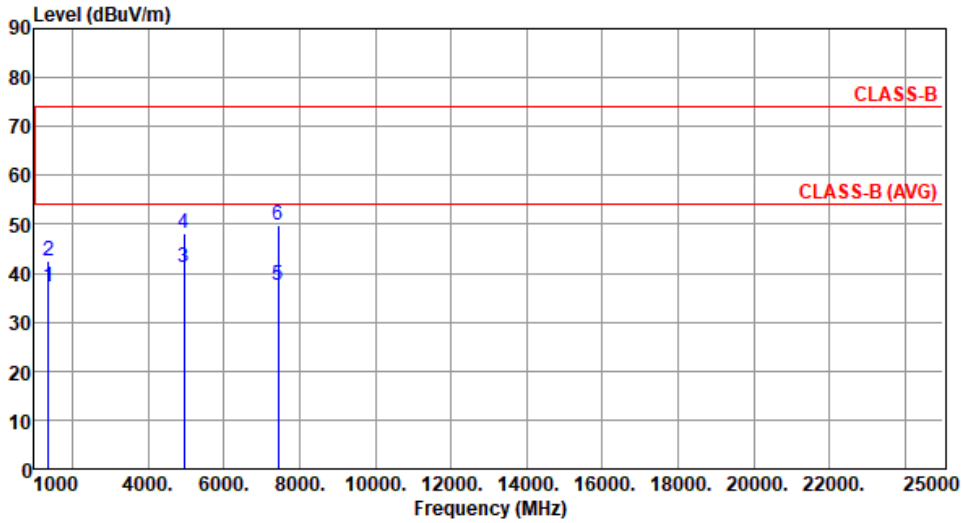

	Freq. MHz	Emission level dBuV/m	Limit dBuV/m	Margin dB	SA reading dBuV	Factor dB/m	Remark	ANT High cm	Turn Table deg
1	1375.00	37.17	54.00	-16.83	43.18	-6.01	Average	109	197
2	1375.00	42.67	74.00	-31.33	48.68	-6.01	Peak	109	197
3	4960.00	41.22	54.00	-12.78	41.24	-0.02	Average	189	37
4	4960.00	48.15	74.00	-25.85	48.17	-0.02	Peak	189	37
5	7440.00	37.41	54.00	-16.59	31.75	5.66	Average	100	68
6	7440.00	49.73	74.00	-24.27	44.07	5.66	Peak	100	68

Note 1: Emission Level (dBuV/m) = SA Reading (dBuV) + Factor* (dB/m)
*Factor includes antenna factor , cable loss and amplifier gain
Note 2: Margin (dB) = Emission level (dBuV/m) – Limit (dBuV/m).

Modulation	BT-LE (2Mbps)	**Test Freq. (MHz)**	2478
Polarization	Horizontal		

Test By :Sean Yu Temperature(℃):25 Humidity(%):61

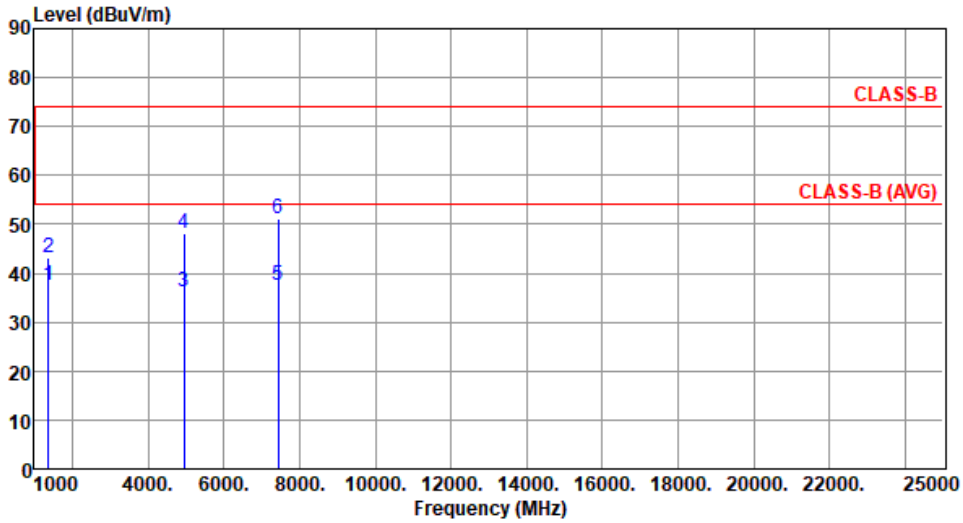

	Freq. MHz	Emission level dBuV/m	Limit dBuV/m	Margin dB	SA reading dBuV	Factor dB/m	Remark	ANT High cm	Turn Table deg
1	1375.00	37.56	54.00	-16.44	43.57	-6.01	Average	112	327
2	1375.00	43.07	74.00	-30.93	49.08	-6.01	Peak	112	327
3	4956.00	36.25	54.00	-17.75	36.30	-0.05	Average	100	219
4	4956.00	48.21	74.00	-25.79	48.26	-0.05	Peak	100	219
5	7434.00	37.45	54.00	-16.55	31.79	5.66	Average	100	108
6	7434.00	51.18	74.00	-22.82	45.52	5.66	Peak	100	108

Note 1: Emission Level (dBuV/m) = SA Reading (dBuV) + Factor* (dB/m)
*Factor includes antenna factor , cable loss and amplifier gain
Note 2: Margin (dB) = Emission level (dBuV/m) – Limit (dBuV/m).

Modulation	BT-LE (2Mbps)	**Test Freq. (MHz)**	2478
Polarization	Vertical		

Test By :Sean Yu Temperature(℃):25 Humidity(%):61

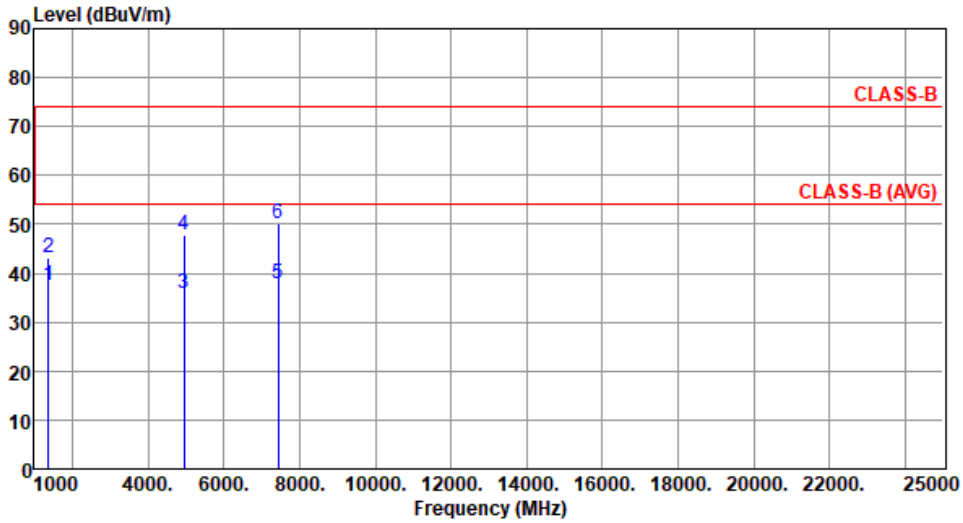

	Freq. MHz	Emission level dBuV/m	Limit dBuV/m	Margin dB	SA reading dBuV	Factor dB/m	Remark	ANT High cm	Turn Table deg
1	1375.00	37.43	54.00	-16.57	43.44	-6.01	Average	118	196
2	1375.00	43.27	74.00	-30.73	49.28	-6.01	Peak	118	196
3	4956.00	36.01	54.00	-17.99	36.06	-0.05	Average	230	30
4	4956.00	47.66	74.00	-26.34	47.71	-0.05	Peak	230	30
5	7434.00	37.96	54.00	-16.04	32.30	5.66	Average	100	221
6	7434.00	50.25	74.00	-23.75	44.59	5.66	Peak	100	221

Note 1: Emission Level (dBuV/m) = SA Reading (dBuV) + Factor* (dB/m)
*Factor includes antenna factor , cable loss and amplifier gain
Note 2: Margin (dB) = Emission level (dBuV/m) – Limit (dBuV/m).

BT-LE(500kbps) **CSENdB-DTS**

2480MHz

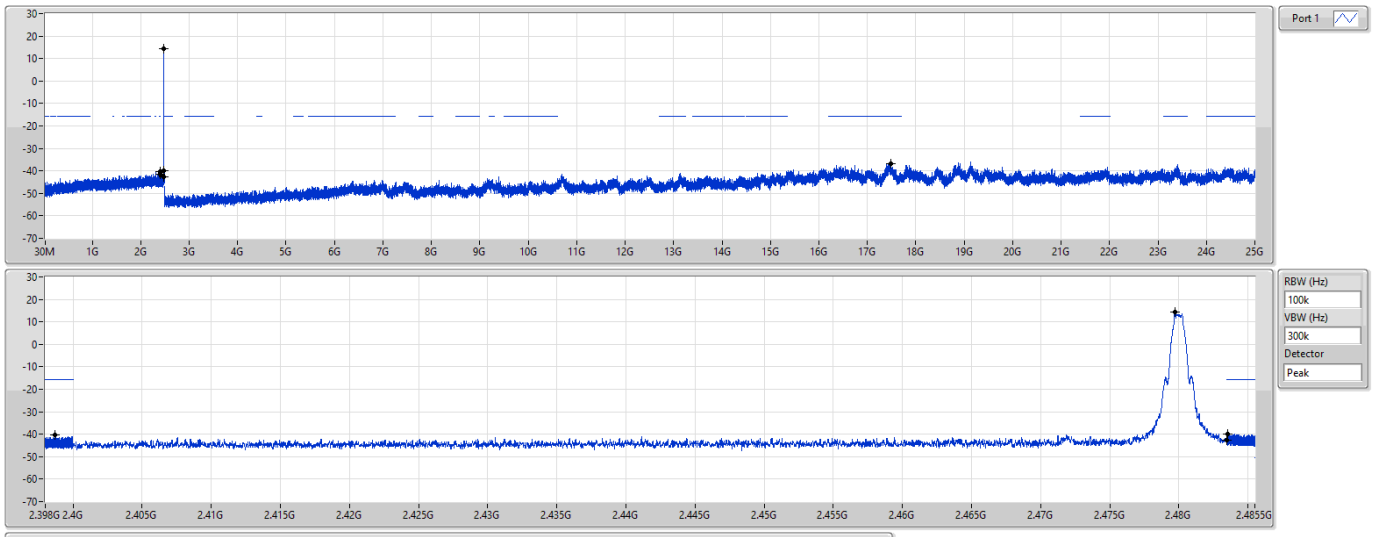

Ref(Hz)	Ref(dBm)	Limit(dBm)	Freq(Hz)	Level(dBm)	Freq(Hz)	Level(dBm)	Freq(Hz)	Level(dBm)	Freq(Hz)	Level(dBm)	Freq(Hz)	Level(dBm)	Port
2.47972G	14.48	-15.52	2.39593G	-41.67	2.39872G	-40.42	2.4835G	-42.64	2.48351G	-39.74	17.47664G	-36.67	1

BT-LE(1Mbps) **CSENdB-DTS**

2480MHz

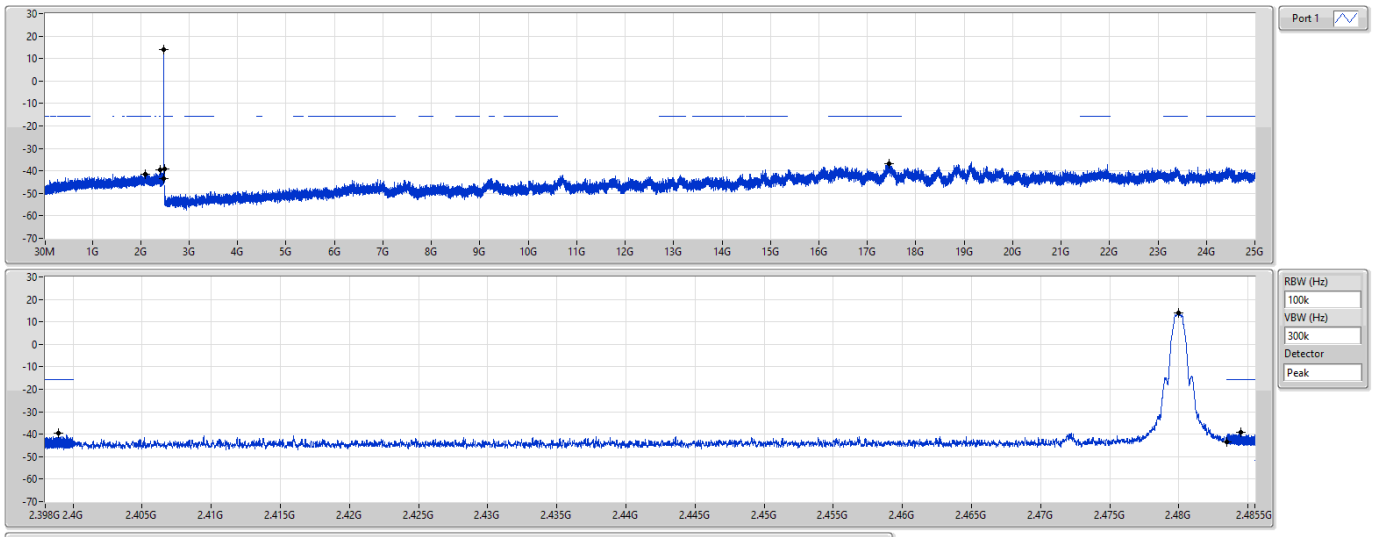

Ref(Hz)	Ref(dBm)	Limit(dBm)	Freq(Hz)	Level(dBm)	Freq(Hz)	Level(dBm)	Freq(Hz)	Level(dBm)	Freq(Hz)	Level(dBm)	Freq(Hz)	Level(dBm)	Port
2.47997G	14.12	-15.88	2.09282G	-41.42	2.39898G	-39.61	2.4835G	-43.30	2.48449G	-39.18	17.44639G	-36.66	1

BT-LE(2Mbps) **CSENdB-DTS**

2478MHz

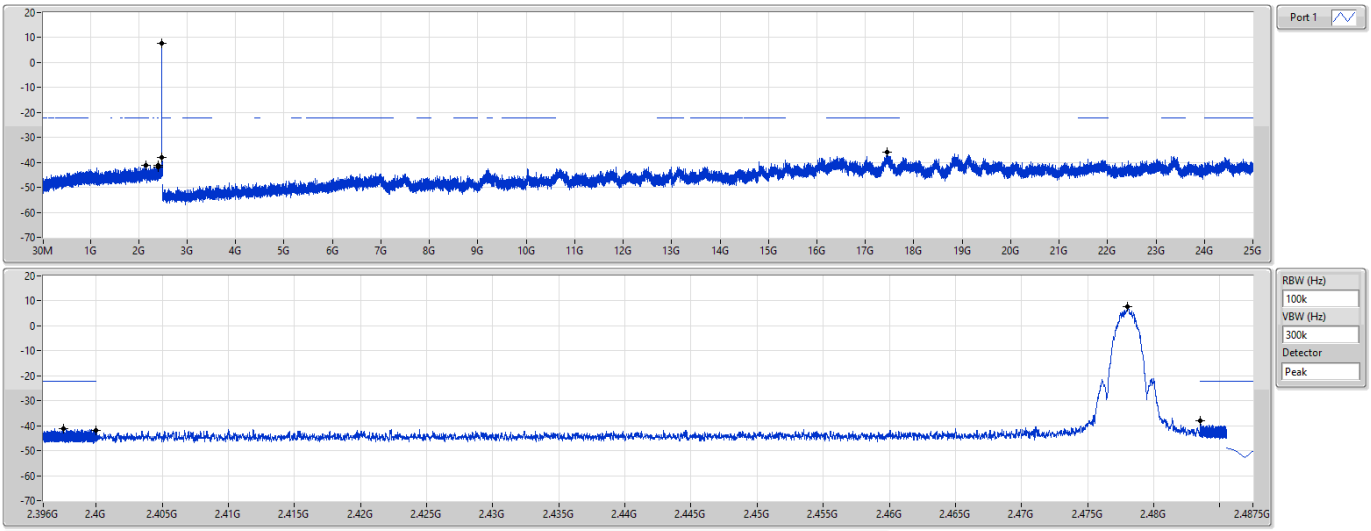

Ref(Hz)	Ref(dBm)	Limit(dBm)	Freq(Hz)	Level(dBm)	Freq(Hz)	Level(dBm)	Freq(Hz)	Level(dBm)	Freq(Hz)	Level(dBm)	Freq(Hz)	Level(dBm)	Port
2.47801G	7.81	-22.19	2.15703G	-41.23	2.39754G	-41.17	2.4G	-41.77	2.48354G	-38.18	17.44216G	-35.91	1

Modulation	BT-LE(1Mbps)	**Test Freq. (MHz)**	2440
Power Phase	Line		

Test by : Joe Liao Temperature: 22°C Humidity: 66%

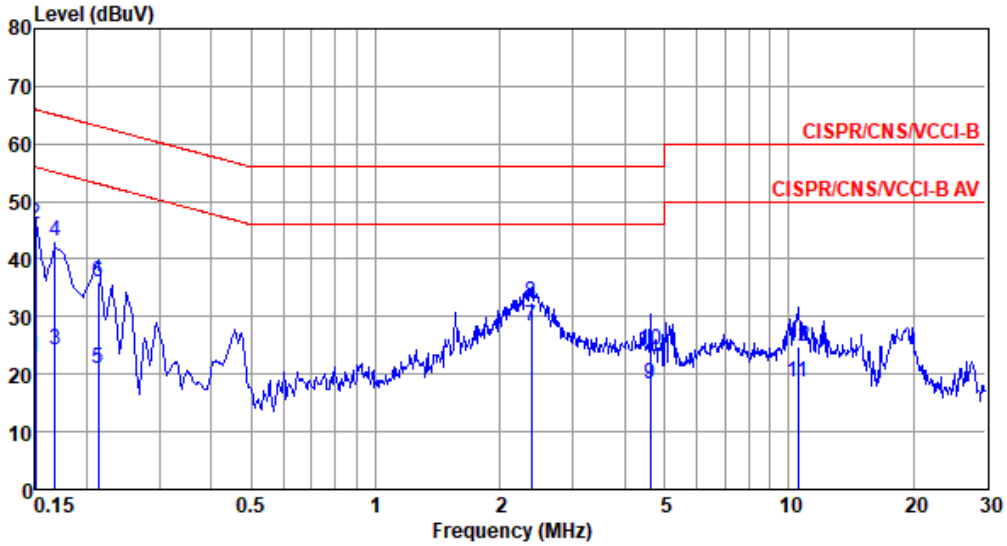

	Freq MHz	Level dBuV	Limit Line dBuV	Over Limit dB	Read Level dBuV	Factor dB	Cable loss dB	Aux dB	Remark
1	0.150	22.98	56.00	-33.02	13.24	9.68	0.06	0.00	Average
2	0.150	46.08	66.00	-19.92	36.34	9.68	0.06	0.00	QP
3	0.168	24.32	55.08	-30.76	14.58	9.68	0.06	0.00	Average
4	0.168	43.21	65.08	-21.87	33.47	9.68	0.06	0.00	QP
5	0.213	20.97	53.10	-32.13	11.23	9.68	0.06	0.00	Average
6	0.213	35.96	63.10	-27.14	26.22	9.68	0.06	0.00	QP
7*	2.384	28.19	46.00	-17.81	18.36	9.69	0.14	0.00	Average
8	2.384	32.40	56.00	-23.60	22.57	9.69	0.14	0.00	QP
9	4.622	18.19	46.00	-27.81	8.27	9.71	0.21	0.00	Average
10	4.622	24.13	56.00	-31.87	14.21	9.71	0.21	0.00	QP
11	10.508	18.66	50.00	-31.34	8.55	9.74	0.37	0.00	Average
12	10.508	24.76	60.00	-35.24	14.65	9.74	0.37	0.00	QP

Note 1: Level (dBuV) = Read Level (dBuV) + LISN Factor (dB) + Cable Loss (dB) + Aux (dB).
2: Over Limit (dB) = Level (dBuV) – Limit Line (dBuV).

Modulation	BT-LE(1Mbps)	**Test Freq. (MHz)**	2440
Power Phase	Neutral		

Test by : Joe Liao Temperature: 22°C Humidity: 66%

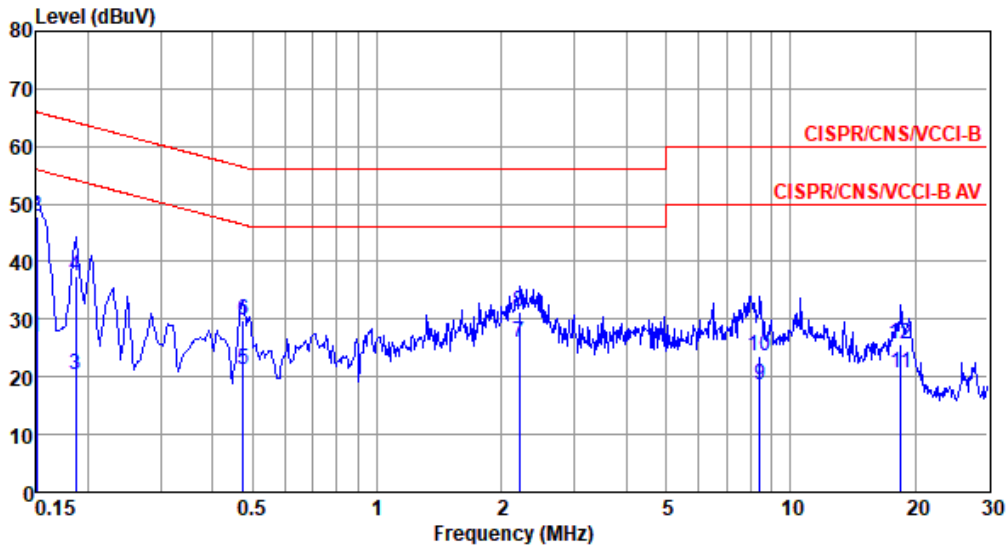

	Freq MHz	Level dBuV	Limit Line dBuV	Over Limit dB	Read Level dBuV	Factor dB	Cable loss dB	Aux dB	Remark
1	0.150	26.76	56.00	-29.24	17.09	9.61	0.06	0.00	Average
2*	0.150	47.78	66.00	-18.22	38.11	9.61	0.06	0.00	QP
3	0.186	20.50	54.20	-33.70	10.83	9.61	0.06	0.00	Average
4	0.186	37.38	64.20	-26.82	27.71	9.61	0.06	0.00	QP
5	0.474	21.19	46.45	-25.26	11.51	9.61	0.07	0.00	Average
6	0.474	29.88	56.45	-26.57	20.20	9.61	0.07	0.00	QP
7	2.213	25.86	46.00	-20.14	16.10	9.62	0.14	0.00	Average
8	2.213	31.33	56.00	-24.67	21.57	9.62	0.14	0.00	QP
9	8.412	18.73	50.00	-31.27	8.72	9.68	0.33	0.00	Average
10	8.412	23.70	60.00	-36.30	13.69	9.68	0.33	0.00	QP
11	18.524	20.69	50.00	-29.31	10.42	9.78	0.49	0.00	Average
12	18.524	25.76	60.00	-34.24	15.49	9.78	0.49	0.00	QP

Note 1: Level (dBuV) = Read Level (dBuV) + LISN Factor (dB) + Cable Loss (dB) + Aux (dB).
2: Over Limit (dB) = Level (dBuV) – Limit Line (dBuV).

Internal antenna

Summary

Mode	Max-N dB (Hz)	Max-OBW (Hz)	ITU-Code	Min-N dB (Hz)	Min-OBW (Hz)
2.4-2.4835GHz	-	-	-	-	-
BT-LE(125kbps)	677.536k	1.082M	1M08F1D	637.681k	1.075M
BT-LE(500kbps)	702.899k	1.064M	1M06F1D	688.406k	1.056M
BT-LE(1Mbps)	717.391k	1.075M	1M08F1D	699.275k	1.067M
BT-LE(2Mbps)	1.21M	2.164M	2M16F1D	1.181M	2.142M

Max-N dB = Maximum 6dB down bandwidth; Max-OBW = Maximum 99% occupied bandwidth;
Min-N dB = Minimum 6dB down bandwidth; Min-OBW = Minimum 99% occupied bandwidth

Result

Mode	Result	Limit (Hz)	Port 1-N dB (Hz)	Port 1-OBW (Hz)
BT-LE(125kbps)	-	-	-	-
2402MHz	Pass	500k	637.681k	1.075M
2440MHz	Pass	500k	677.536k	1.075M
2480MHz	Pass	500k	670.29k	1.082M
BT-LE(500kbps)	-	-	-	-
2402MHz	Pass	500k	702.899k	1.064M
2440MHz	Pass	500k	695.652k	1.056M
2480MHz	Pass	500k	688.406k	1.056M
BT-LE(1Mbps)	-	-	-	-
2402MHz	Pass	500k	717.391k	1.075M
2440MHz	Pass	500k	699.275k	1.071M
2480MHz	Pass	500k	710.145k	1.067M
BT-LE(2Mbps)	-	-	-	-
2404MHz	Pass	500k	1.21M	2.142M
2440MHz	Pass	500k	1.21M	2.149M
2478MHz	Pass	500k	1.181M	2.164M

Port X-N dB = Port X 6dB down bandwidth;
Port X-OBW = Port X 99% occupied bandwidth

BT-LE(125kbps) **EBW-DTS**

2402MHz

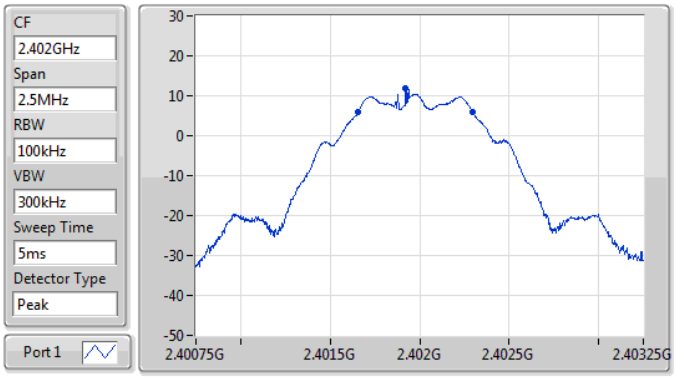

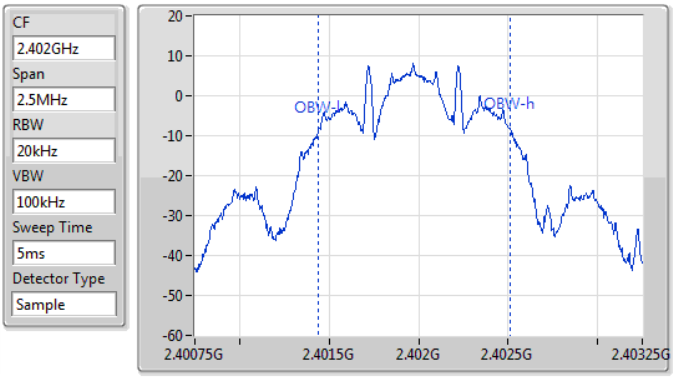

6dB(Hz)	Fl-6dB(Hz)	Fh-6dB(Hz)	OBW(Hz)	Fl-OBW(Hz)	Fh-OBW(Hz)	Limit(Hz)	Port
637.681k	2.401656G	2.402293G	1.075M	2.401439G	2.402514G	500k	1

BT-LE(125kbps) **EBW-DTS**

2440MHz

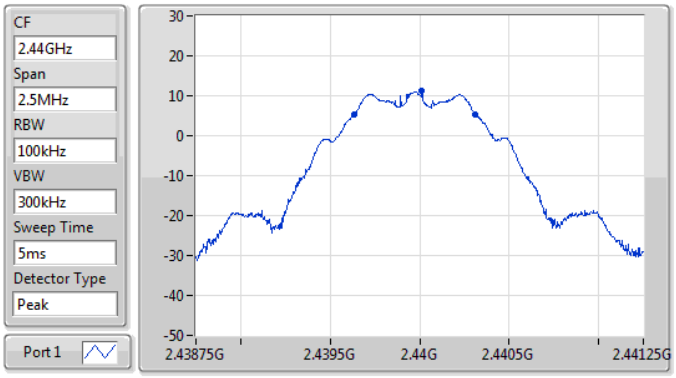

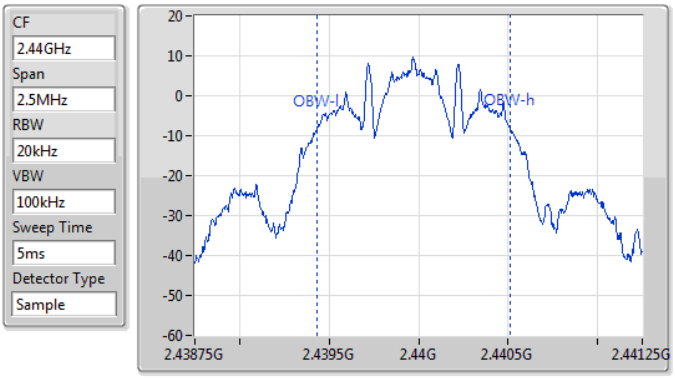

6dB(Hz)	Fl-6dB(Hz)	Fh-6dB(Hz)	OBW(Hz)	Fl-OBW(Hz)	Fh-OBW(Hz)	Limit(Hz)	Port
677.536k	2.439634G	2.440312G	1.075M	2.439436G	2.44051G	500k	1

BT-LE(125kbps) **EBW-DTS**

2480MHz

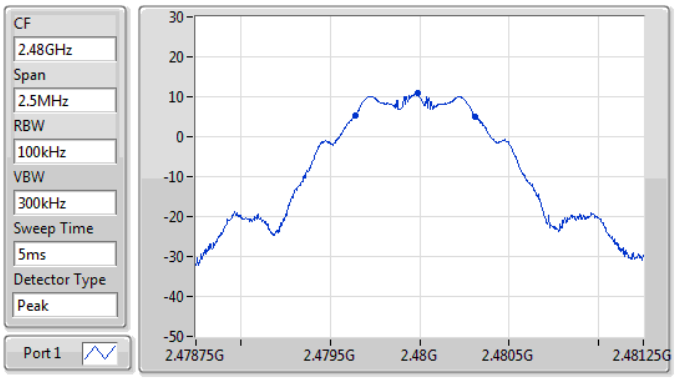

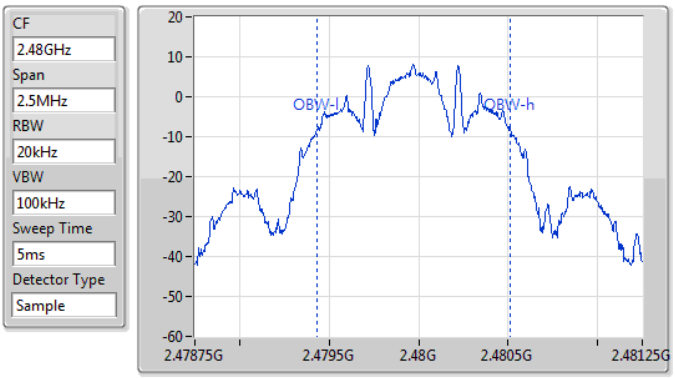

6dB(Hz)	Fl-6dB(Hz)	Fh-6dB(Hz)	OBW(Hz)	Fl-OBW(Hz)	Fh-OBW(Hz)	Limit(Hz)	Port
670.29k	2.479641G	2.480312G	1.082M	2.479432G	2.480514G	500k	1

BT-LE(500kbps) **EBW-DTS**

2402MHz

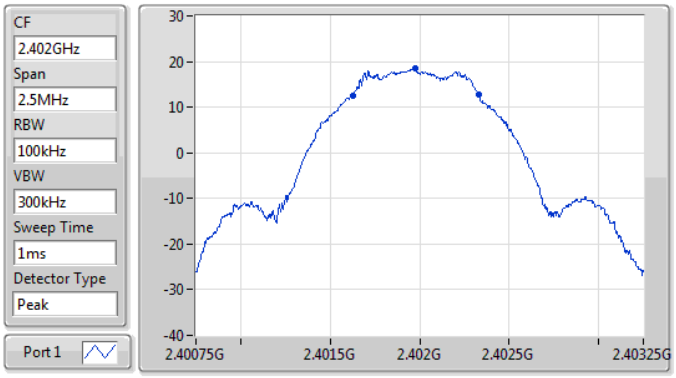

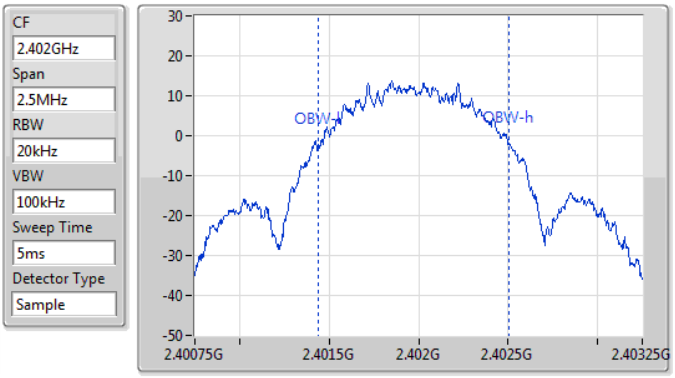

6dB(Hz)	Fl-6dB(Hz)	Fh-6dB(Hz)	OBW(Hz)	Fl-OBW(Hz)	Fh-OBW(Hz)	Limit(Hz)	Port
702.899k	2.40163G	2.402333G	1.064M	2.401439G	2.402503G	500k	1

BT-LE(500kbps) **EBW-DTS**

2440MHz

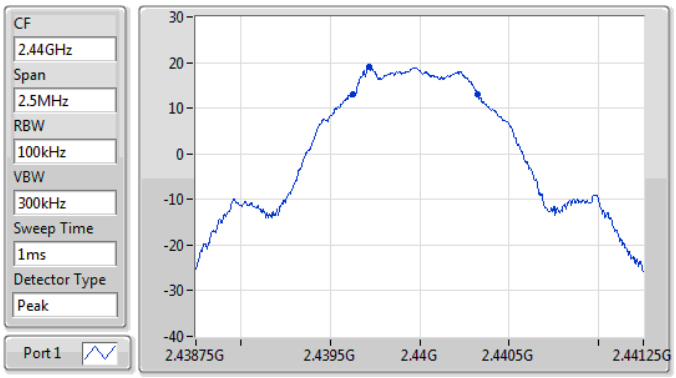

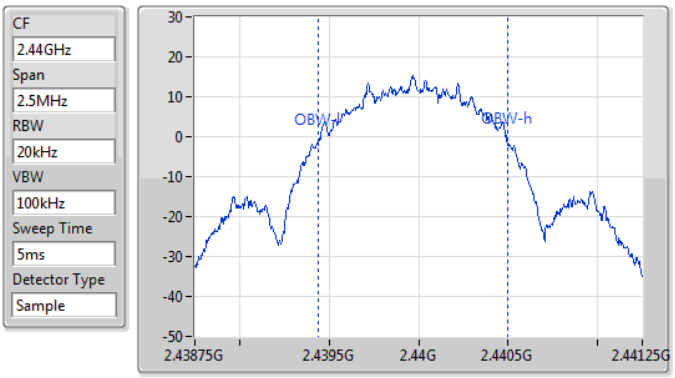

6dB(Hz)	Fl-6dB(Hz)	Fh-6dB(Hz)	OBW(Hz)	Fl-OBW(Hz)	Fh-OBW(Hz)	Limit(Hz)	Port
695.652k	2.43963G	2.440326G	1.056M	2.439439G	2.440496G	500k	1

BT-LE(500kbps) **EBW-DTS**

2480MHz

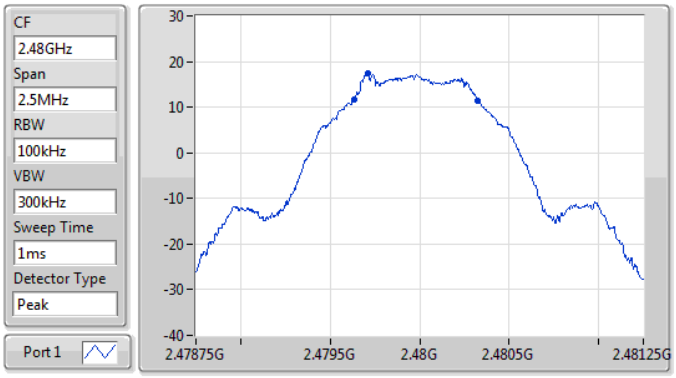

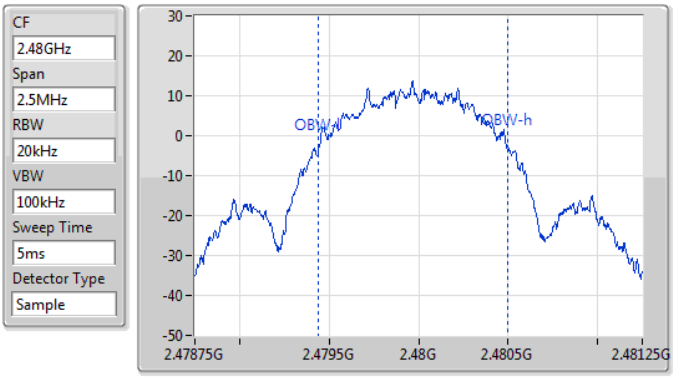

6dB(Hz)	Fl-6dB(Hz)	Fh-6dB(Hz)	OBW(Hz)	Fl-OBW(Hz)	Fh-OBW(Hz)	Limit(Hz)	Port
688.406k	2.479638G	2.480326G	1.056M	2.479443G	2.480499G	500k	1

BT-LE(1Mbps) **EBW-DTS**

2402MHz

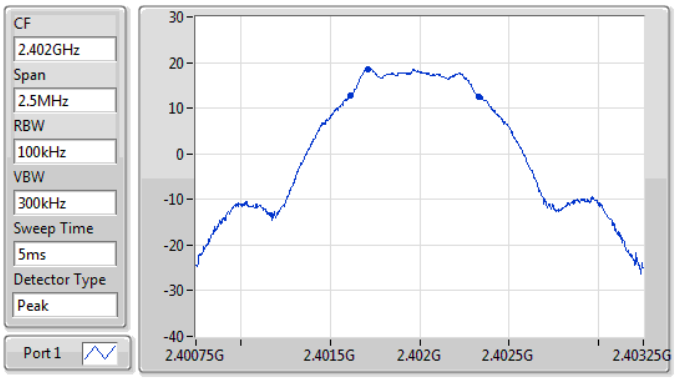

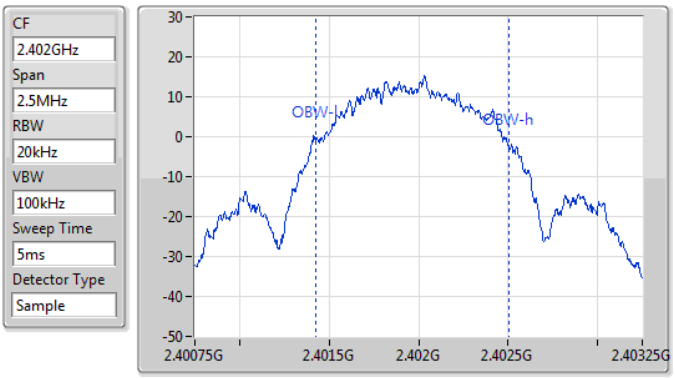

6dB(Hz)	Fl-6dB(Hz)	Fh-6dB(Hz)	OBW(Hz)	Fl-OBW(Hz)	Fh-OBW(Hz)	Limit(Hz)	Port
717.391k	2.401612G	2.40233G	1.075M	2.401428G	2.402503G	500k	1

BT-LE(1Mbps) **EBW-DTS**

2440MHz

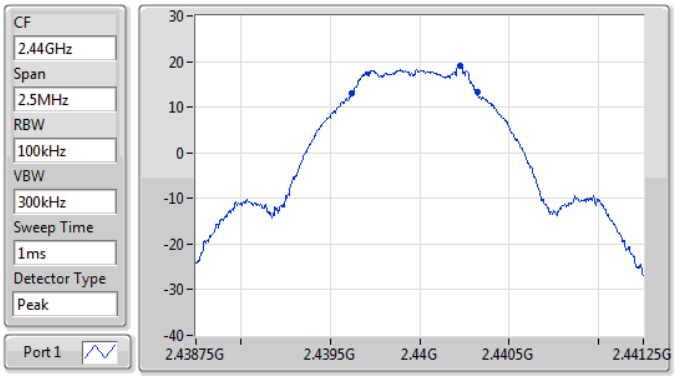

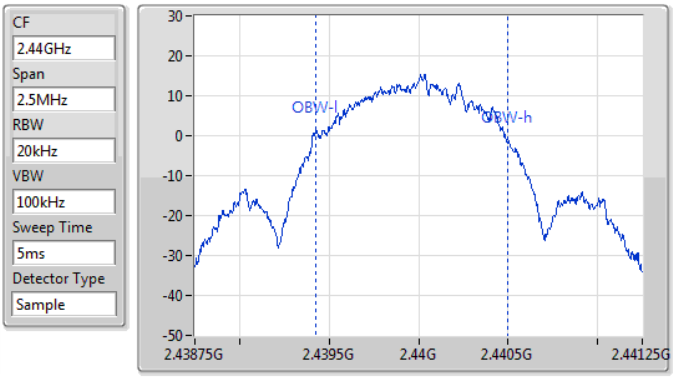

6dB(Hz)	Fl-6dB(Hz)	Fh-6dB(Hz)	OBW(Hz)	Fl-OBW(Hz)	Fh-OBW(Hz)	Limit(Hz)	Port
699.275k	2.439623G	2.440322G	1.071M	2.439425G	2.440496G	500k	1

BT-LE(1Mbps) **EBW-DTS**

2480MHz

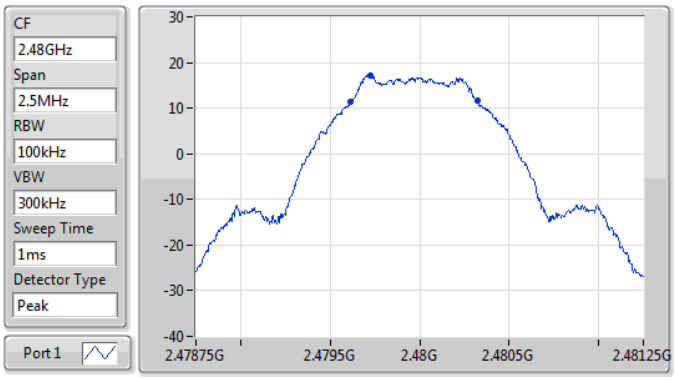

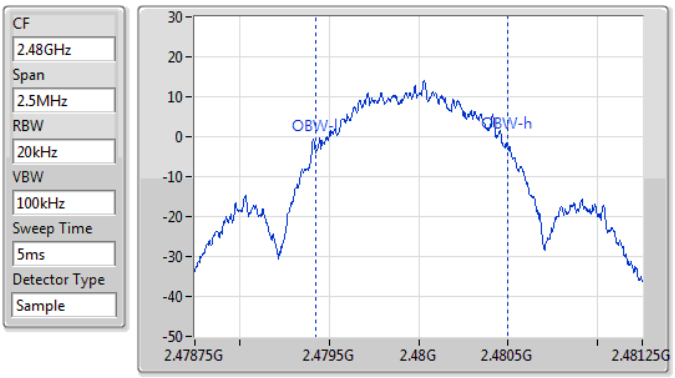

6dB(Hz)	Fl-6dB(Hz)	Fh-6dB(Hz)	OBW(Hz)	Fl-OBW(Hz)	Fh-OBW(Hz)	Limit(Hz)	Port
710.145k	2.479616G	2.480326G	1.067M	2.479428G	2.480496G	500k	1

BT-LE(2Mbps) **EBW-DTS**

2404MHz

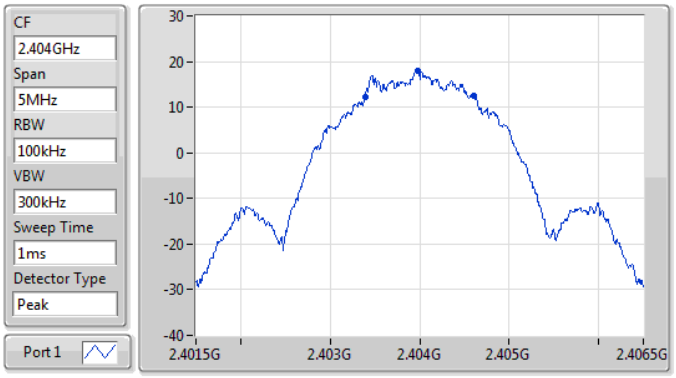

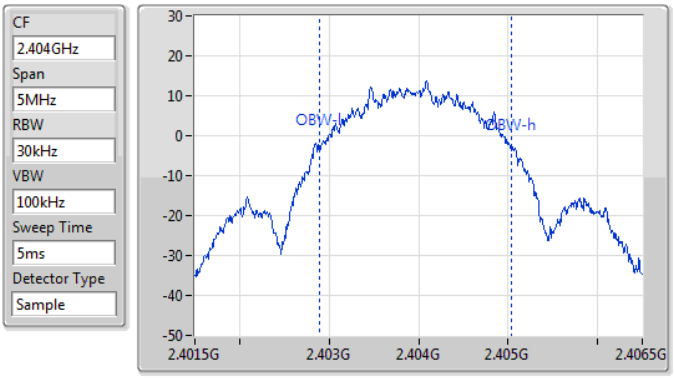

6dB(Hz)	Fl-6dB(Hz)	Fh-6dB(Hz)	OBW(Hz)	Fl-OBW(Hz)	Fh-OBW(Hz)	Limit(Hz)	Port
1.21M	2.403391G	2.404601G	2.142M	2.402893G	2.405035G	500k	1

BT-LE(2Mbps) **EBW-DTS**

2440MHz

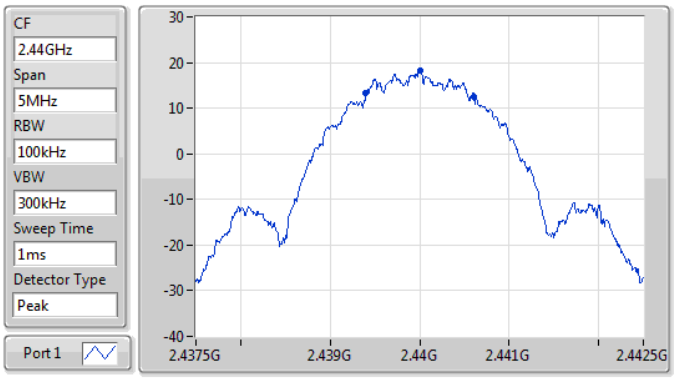

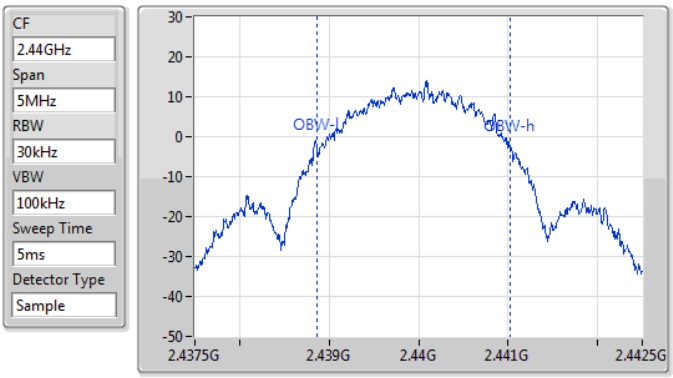

6dB(Hz)	Fl-6dB(Hz)	Fh-6dB(Hz)	OBW(Hz)	Fl-OBW(Hz)	Fh-OBW(Hz)	Limit(Hz)	Port
1.21M	2.439399G	2.440609G	2.149M	2.438871G	2.44102G	500k	1

BT-LE(2Mbps) **EBW-DTS**

2478MHz

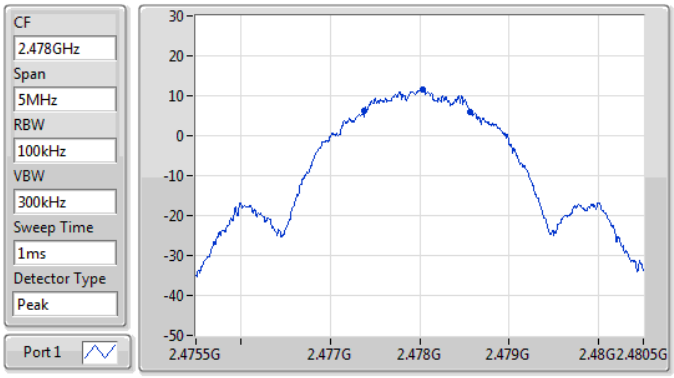

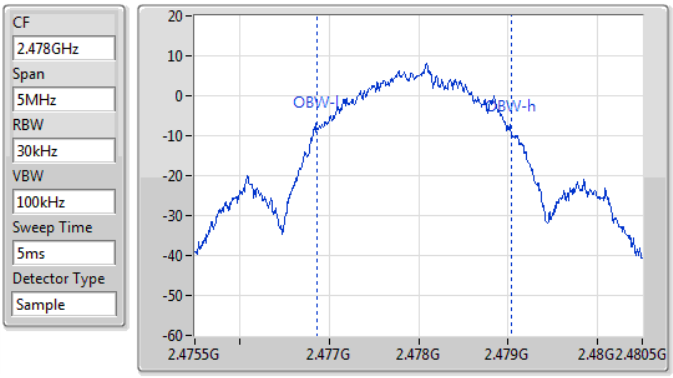

6dB(Hz)	Fl-6dB(Hz)	Fh-6dB(Hz)	OBW(Hz)	Fl-OBW(Hz)	Fh-OBW(Hz)	Limit(Hz)	Port
1.181M	2.477384G	2.478565G	2.164M	2.476871G	2.479035G	500k	1

Summary

Mode	Power (dBm)	Power (W)
2.4-2.4835GHz	-	-
BT-LE(125kbps)	13.46	0.02218
BT-LE(500kbps)	19.19	0.08299
BT-LE(1Mbps)	19.23	0.08375
BT-LE(2Mbps)	19.21	0.08337

Result

Mode	Result	Antenna Gain (dBi)	Power (dBm)	Power Limit (dBm)
BT-LE(125kbps)	-	-	-	-
2402MHz	Pass	1.49	12.78	30.00
2440MHz	Pass	1.49	13.46	30.00
2480MHz	Pass	1.49	13.39	30.00
BT-LE(500kbps)	-	-	-	-
2402MHz	Pass	1.49	19.14	30.00
2440MHz	Pass	1.49	19.19	30.00
2480MHz	Pass	1.49	16.38	30.00
BT-LE(1Mbps)	-	-	-	-
2402MHz	Pass	1.49	19.17	30.00
2440MHz	Pass	1.49	19.23	30.00
2480MHz	Pass	1.49	16.45	30.00
BT-LE(2Mbps)	-	-	-	-
2404MHz	Pass	1.49	19.15	30.00
2440MHz	Pass	1.49	19.21	30.00
2478MHz	Pass	1.49	13.01	30.00

Summary

Mode	PD (dBm/3kHz)
2.4-2.4835GHz	-
BT-LE(125kbps)	7.47
BT-LE(500kbps)	4.45
BT-LE(1Mbps)	0.87
BT-LE(2Mbps)	-0.34

Result

Mode	Result	Antenna Gain (dBi)	Power Density (dBm/3kHz)	Power Density Limit (dBm/3kHz)
BT-LE(125kbps)	-	-	-	-
2402MHz	Pass	1.49	6.78	8.00
2440MHz	Pass	1.49	7.47	8.00
2480MHz	Pass	1.49	7.32	8.00
BT-LE(500kbps)	-	-	-	-
2402MHz	Pass	1.49	3.90	8.00
2440MHz	Pass	1.49	4.45	8.00
2480MHz	Pass	1.49	1.76	8.00
BT-LE(1Mbps)	-	-	-	-
2402MHz	Pass	1.49	0.44	8.00
2440MHz	Pass	1.49	0.87	8.00
2480MHz	Pass	1.49	-2.48	8.00
BT-LE(2Mbps)	-	-	-	-
2404MHz	Pass	1.49	-0.34	8.00
2440MHz	Pass	1.49	-0.96	8.00
2478MHz	Pass	1.49	-7.03	8.00

BT-LE(125kbps) PSD

2402MHz

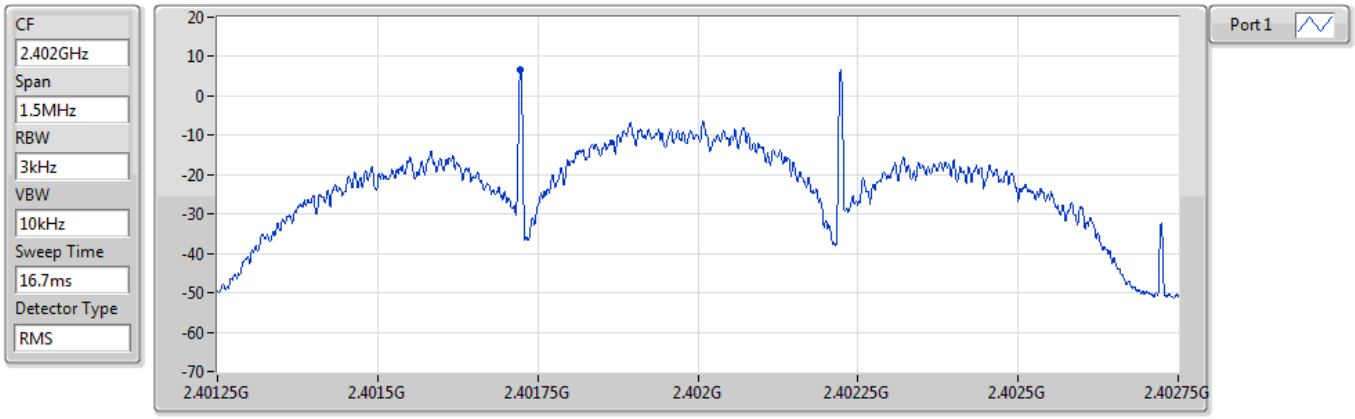

Sum	PD	Port 1
(dBm/RBW)	(dBm/RBW)	(dBm/RBW)
6.78	6.78	6.78

BT-LE(125kbps) PSD

2440MHz

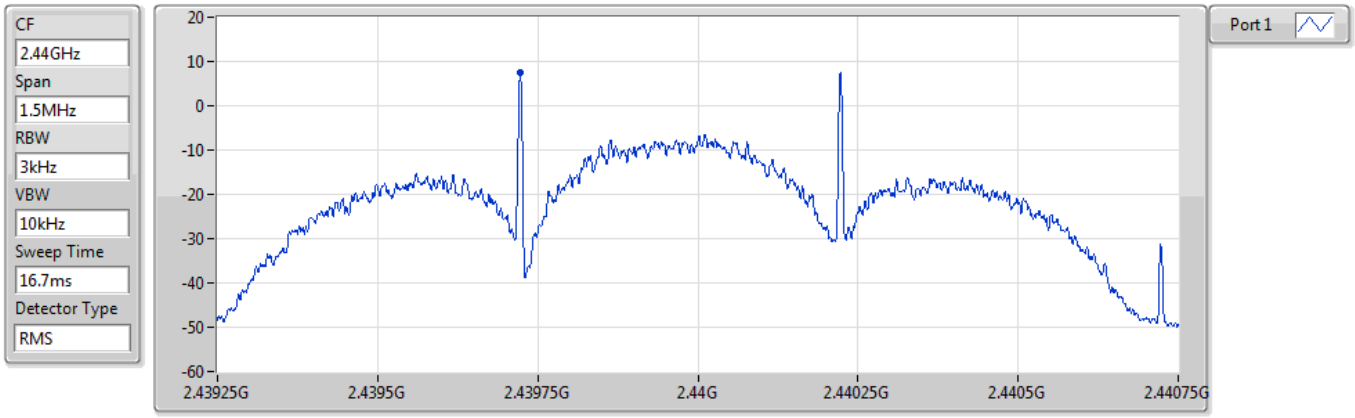

Sum	PD	Port 1
(dBm/RBW)	(dBm/RBW)	(dBm/RBW)
7.47	7.47	7.47

BT-LE(125kbps) PSD

2480MHz

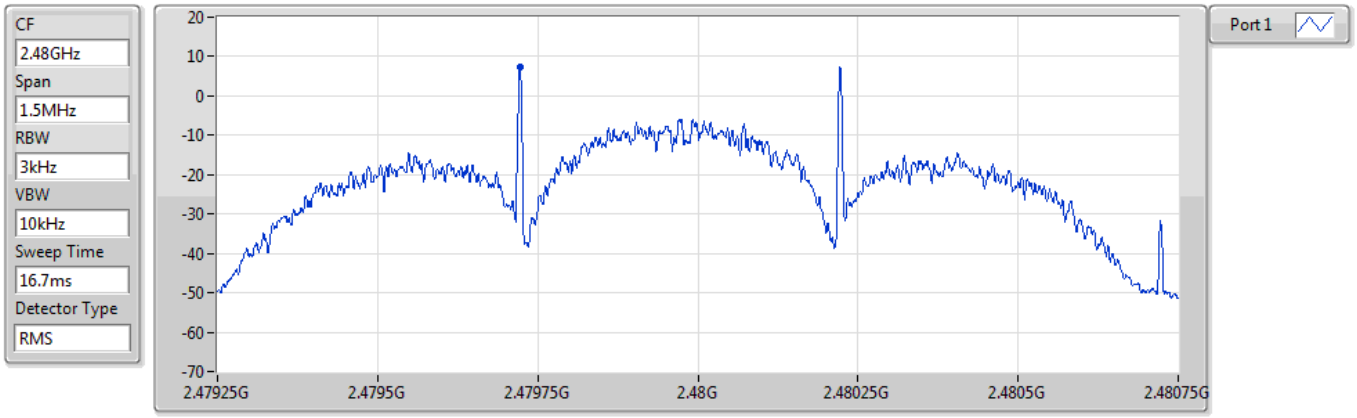

Sum	PD	Port 1
(dBm/RBW)	(dBm/RBW)	(dBm/RBW)
7.32	7.32	7.32

BT-LE(500kbps) PSD

2402MHz

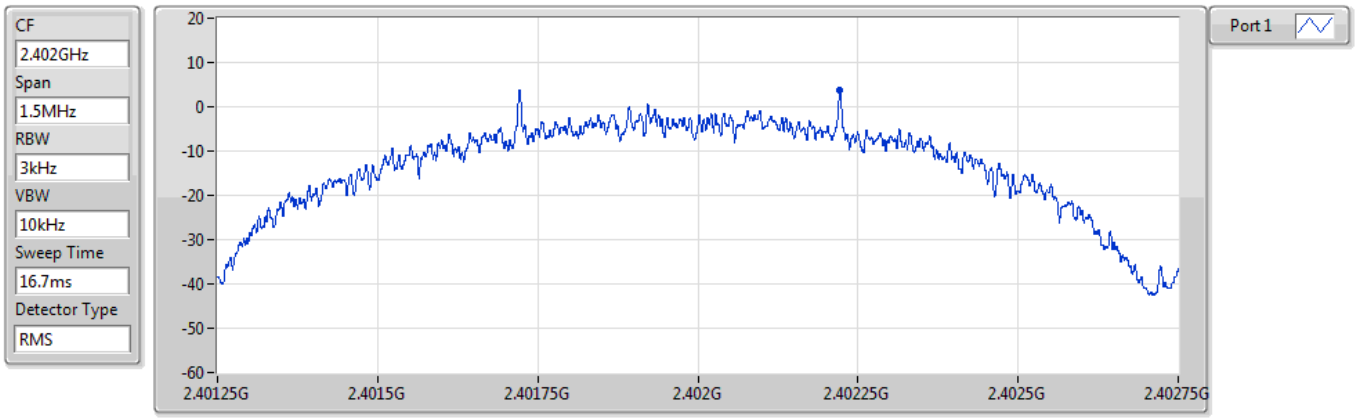

Sum	PD	Port 1
(dBm/RBW)	(dBm/RBW)	(dBm/RBW)
3.90	3.90	3.90

BT-LE(500kbps) PSD

2440MHz

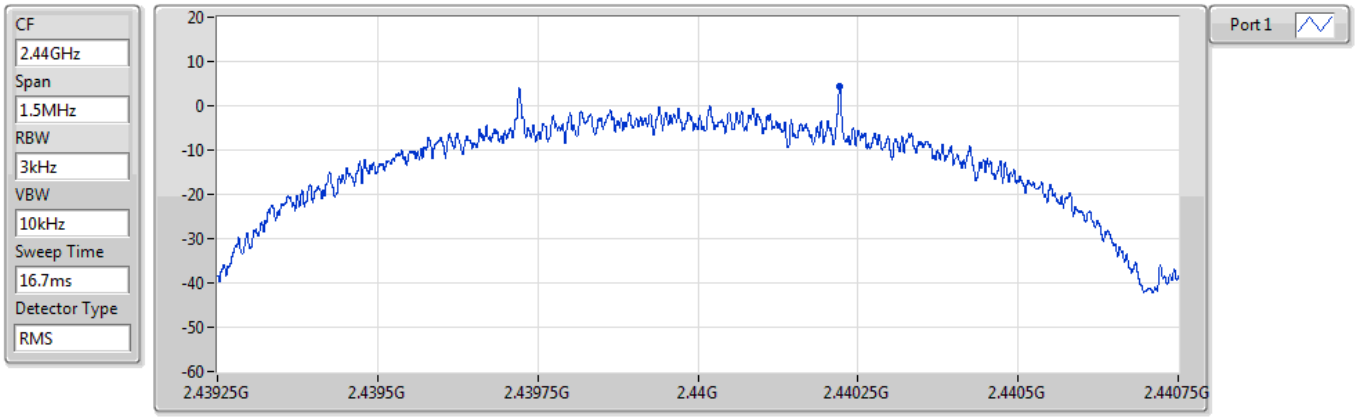

Sum	PD	Port 1
(dBm/RBW)	(dBm/RBW)	(dBm/RBW)
4.45	4.45	4.45

BT-LE(500kbps) PSD

2480MHz

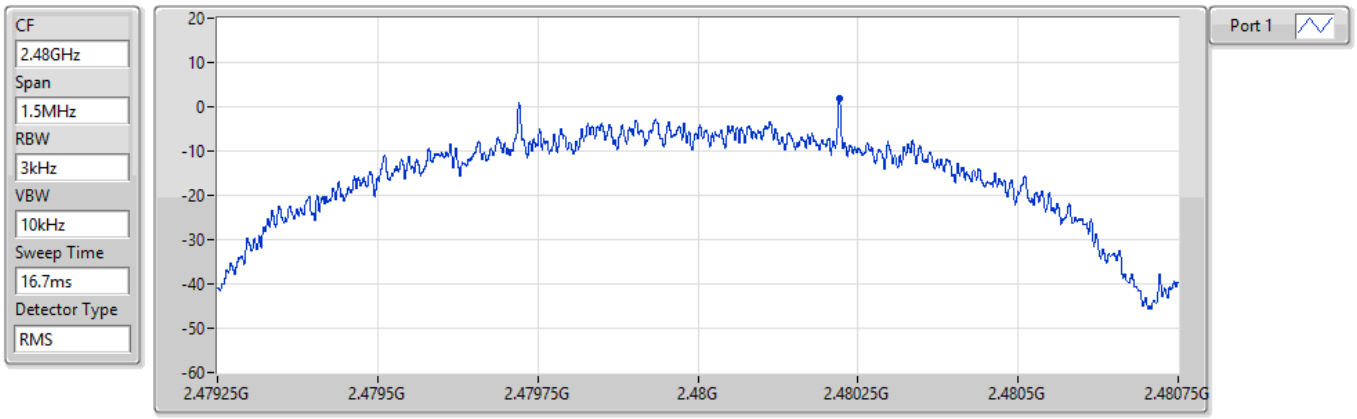

Sum	PD	Port 1
(dBm/RBW)	(dBm/RBW)	(dBm/RBW)
1.76	1.76	1.76

BT-LE(1Mbps) PSD

2402MHz

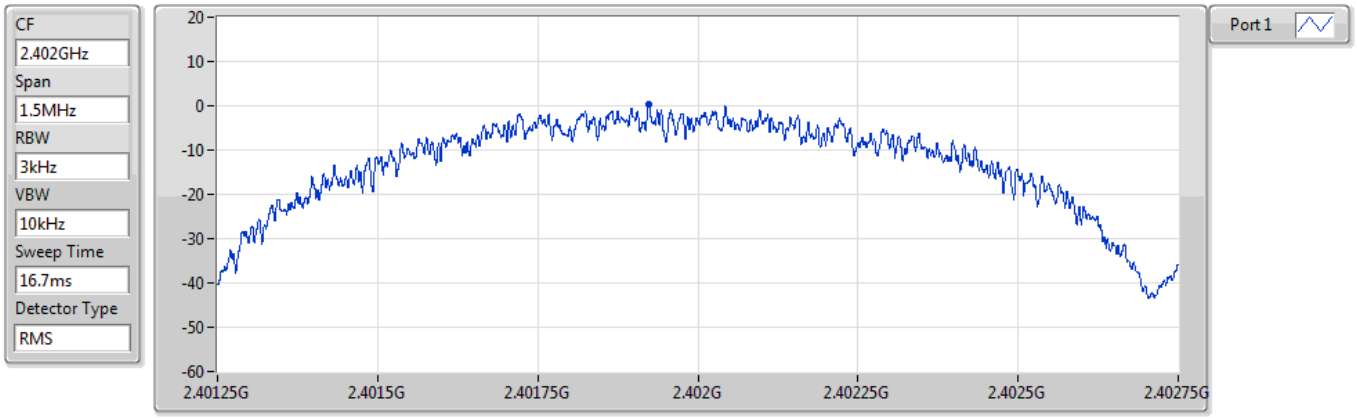

Sum	PD	Port 1
(dBm/RBW)	(dBm/RBW)	(dBm/RBW)
0.44	0.44	0.44

BT-LE(1Mbps) PSD

2440MHz

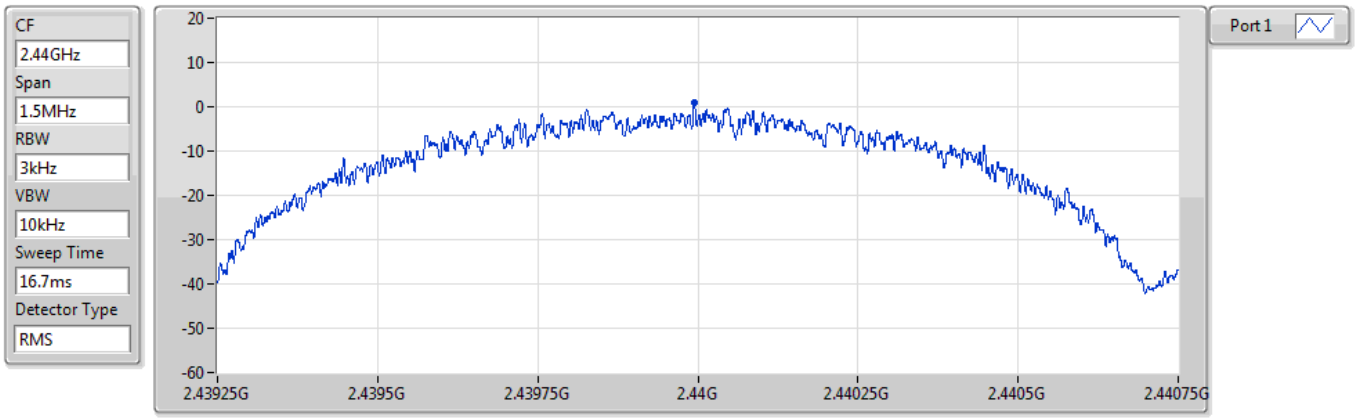

Sum	PD	Port 1
(dBm/RBW)	(dBm/RBW)	(dBm/RBW)
0.87	0.87	0.87

BT-LE(1Mbps) PSD

2480MHz

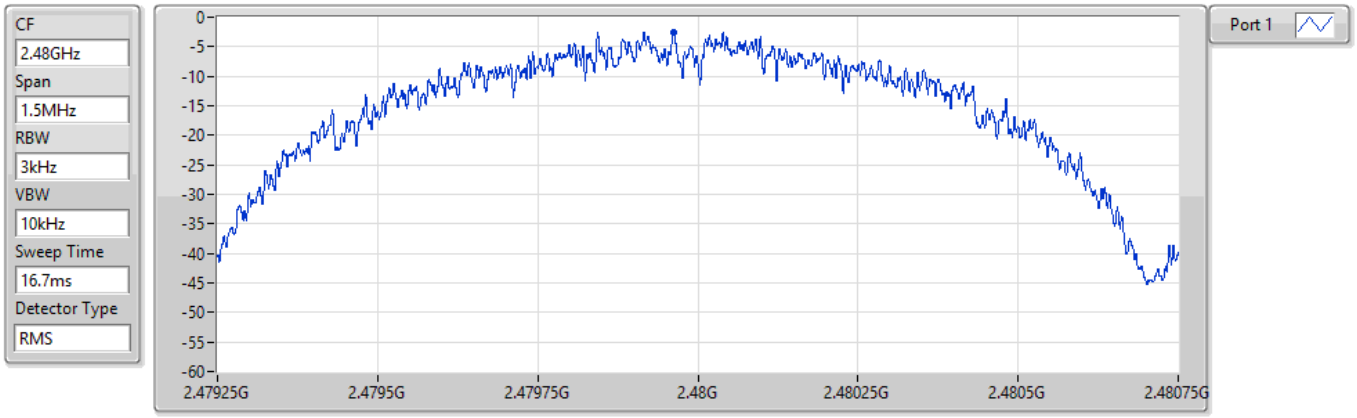

Sum	PD	Port 1
(dBm/RBW)	(dBm/RBW)	(dBm/RBW)
-2.48	-2.48	-2.48

BT-LE(2Mbps) PSD

2404MHz

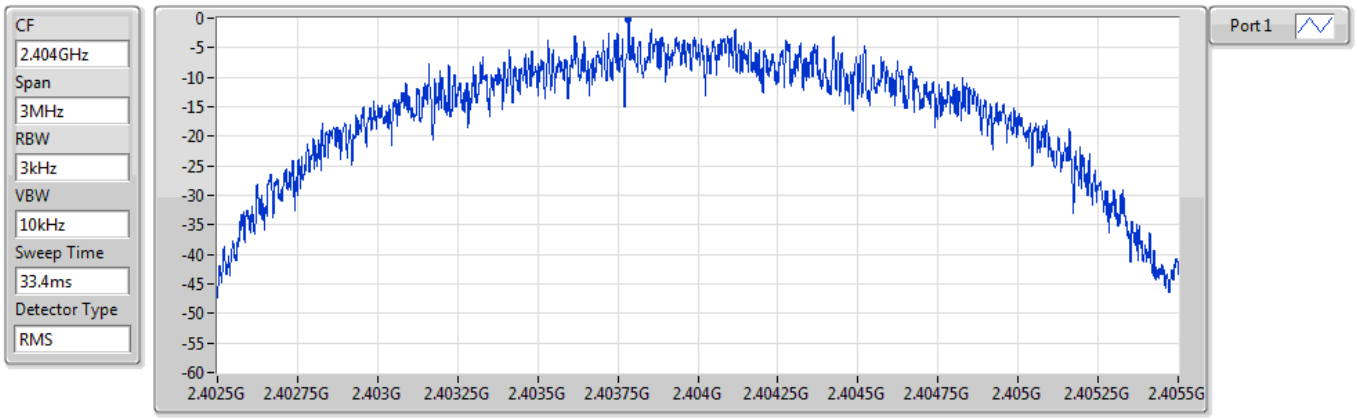

Sum	PD	Port 1
(dBm/RBW)	(dBm/RBW)	(dBm/RBW)
-0.34	-0.34	-0.34

BT-LE(2Mbps) PSD

2440MHz

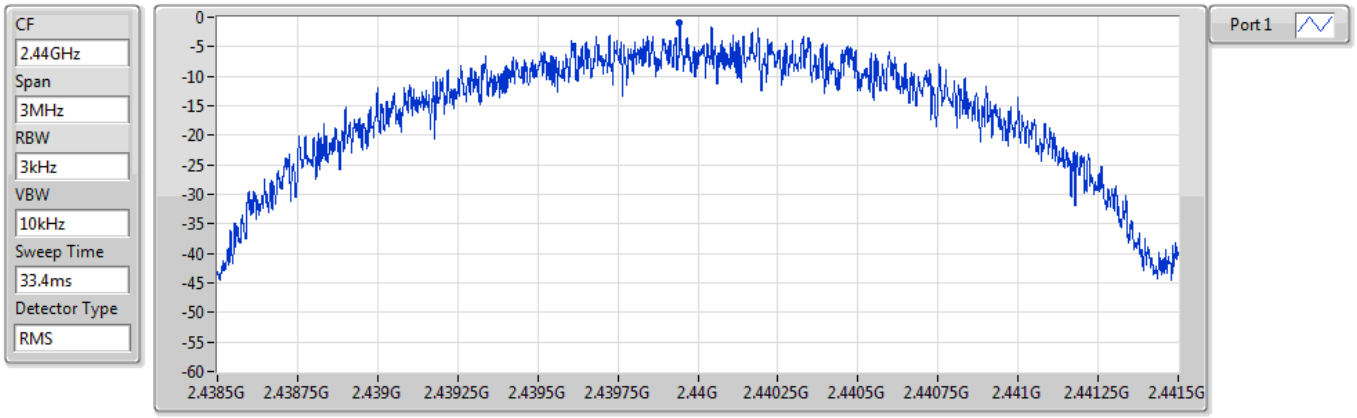

Sum	PD	Port 1
(dBm/RBW)	(dBm/RBW)	(dBm/RBW)
-0.96	-0.96	-0.96

BT-LE(2Mbps) PSD

2478MHz

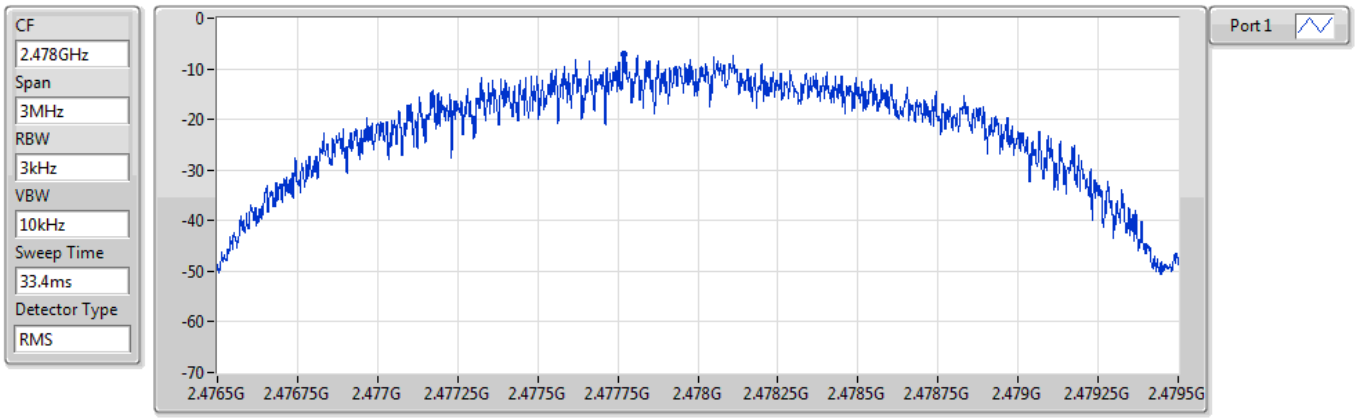

Sum	PD	Port 1
(dBm/RBW)	(dBm/RBW)	(dBm/RBW)
-7.03	-7.03	-7.03

Transmitter Conducted Unwanted Emissions (30MHz ~ 1GHz)

Summary

Mode	Result	F-Start (Hz)	F-Stop (Hz)	Type	Freq (Hz)	DG (dBi)	Psum (dBm)	GRF (dB)	EIRP (dBm)	Limit (dBm)	Margin (dB)
2.4-2.4835GHz	-	-	-	-	-	-	-		-	-	-
BT-LE(125kbps)	Pass	30M	1G	PK	73.65M	2.00	-78.26	4.7	-71.56	-55.20	-16.36
BT-LE(500kbps)	Pass	30M	1G	PK	74.14M	2.00	-78.26	4.7	-71.56	-55.20	-16.36
BT-LE(1Mbps)	Pass	30M	1G	PK	74.74M	2.00	-76.10	4.7	-69.40	-55.20	-14.20
BT-LE(2Mbps)	Pass	30M	1G	PK	74.5M	2.00	-79.20	4.7	-72.50	-55.20	-17.30

DG = Directional Gain ; PX=Port X; Psum=P1+P2+...PX

Result

Mode	Result	F-Start (Hz)	F-Stop (Hz)	Type	Freq (Hz)	DG (dBi)	Psum (dBm)	GRF (dB)	EIRP (dBm)	Limit (dBm)	Margin (dB)
BT-LE(125kbps)	-	-	-	-	-	-	-		-	-	-
2440MHz	Pass	30M	1G	PK	73.65M	2.00	-78.26	4.7	-71.56	-55.20	-16.36
BT-LE(500kbps)	-	-	-	-	-	-	-		-	-	-
2440MHz	Pass	30M	1G	PK	74.14M	2.00	-78.26	4.7	-71.56	-55.20	-16.36
BT-LE(1Mbps)	-	-	-	-	-	-	-		-	-	-
2440MHz	Pass	30M	1G	PK	74.74M	2.00	-76.10	4.7	-69.40	-55.20	-14.20
BT-LE(2Mbps)	-	-	-	-	-	-	-		-	-	-
2440MHz	Pass	30M	1G	PK	74.5M	2.00	-79.20	4.7	-72.50	-55.20	-17.30

DG = Directional Gain ; PX=Port X; Psum=P1+P2+...PX

BT-LE(125kbps) **CSE-DTS [PK]**

2440MHz

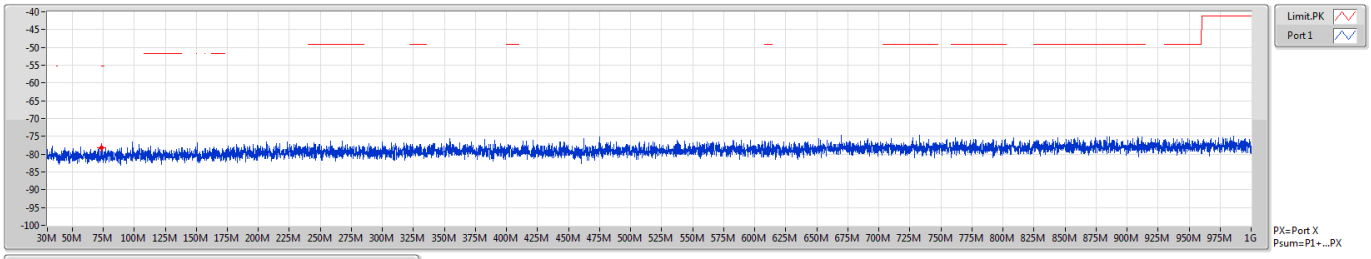

F-Start(Hz)	F-Stop(Hz)	RBW(Hz)	Type	Freq(Hz)	Psum(dBm)	P1(dBm
30M	1G	100k	PK	73.65M	-78.26	-78.26

BT-LE(500kbps) **CSE-DTS [PK]**

2440MHz

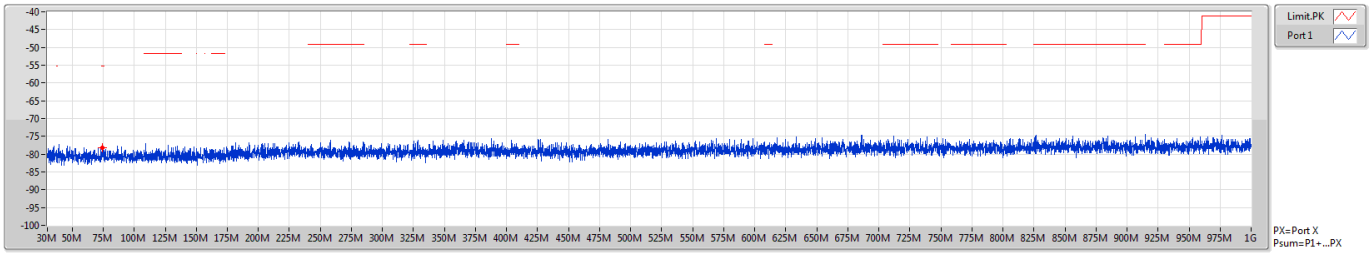

F-Start(Hz)	F-Stop(Hz)	RBW(Hz)	Type	Freq(Hz)	Psum(dBm)	P1(dBm
30M	1G	100k	PK	74.14M	-78.26	-78.26

BT-LE(1Mbps) **CSE-DTS [PK]**

2440MHz

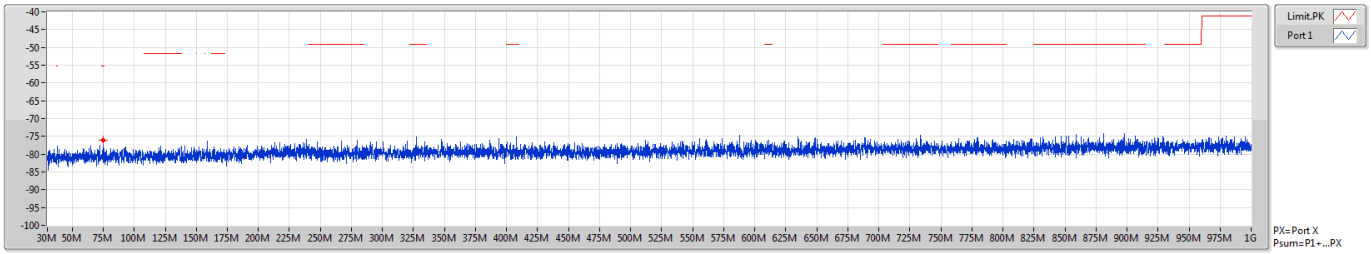

F-Start(Hz)	F-Stop(Hz)	RBW(Hz)	Type	Freq(Hz)	Psum(dBm)	P1(dBm
30M	1G	100k	PK	74.74M	-76.10	-76.10

BT-LE(2Mbps) **CSE-DTS [PK]**

2440MHz

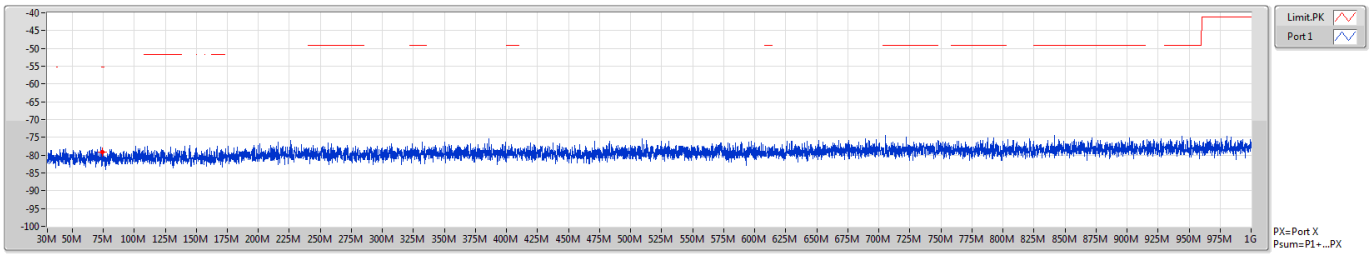

F-Start(Hz)	F-Stop(Hz)	RBW(Hz)	Type	Freq(Hz)	Psum(dBm)	P1(dBm
30M	1G	100k	PK	74.5M	-79.20	-79.20

Transmitter Conducted Unwanted Emissions (1GHz ~ 3.1GHz)

Summary

Mode	Result	F-Start (Hz)	F-Stop (Hz)	Type	Freq (Hz)	DG (dBi)	Psum (dBm)	EIRP (dBm)	Limit (dBm)	Margin (dB)
2.4-2.4835GHz	-	-	-	-	-	-	-	-	-	-
BT-LE(125kbps)	Pass	2.4835G	2.5G	AV	2.48798G	2.00	-48.51	-46.51	-41.20	-5.31
BT-LE(500kbps)	Pass	2.4835G	2.5G	AV	2.48798G	2.00	-46.22	-44.22	-41.20	-3.02
BT-LE(1Mbps)	Pass	2.4835G	2.5G	AV	2.48791G	2.00	-46.30	-44.30	-41.20	-3.10
BT-LE(2Mbps)	Pass	2.4835G	2.5G	AV	2.48352G	2.00	-45.20	-43.20	-41.20	-2.00

DG = Directional Gain ; PX=Port X; Psum=P1+P2+...PX

Result

Mode	Result	F-Start (Hz)	F-Stop (Hz)	Type	Freq (Hz)	DG (dBi)	Psum (dBm)	EIRP (dBm)	Limit (dBm)	Margin (dB)
BT-LE(125kbps)	-	-	-	-	-	-	-	-	-	-
2402MHz	Pass	1G	2.31G	AV	2.27414G	2.00	-58.78	-56.78	-41.20	-15.58
2402MHz	Pass	2.31G	2.39G	AV	2.38604G	2.00	-56.99	-54.99	-41.20	-13.79
2402MHz	Pass	2.4835G	2.5G	AV	2.49791G	2.00	-57.76	-55.76	-41.20	-14.56
2402MHz	Pass	2.5G	3.1G	AV	2.53G	2.00	-52.91	-50.91	-41.20	-9.71
2402MHz	Pass	1G	2.31G	PK	2.27463G	2.00	-51.39	-49.39	-21.20	-28.19
2402MHz	Pass	2.31G	2.39G	PK	2.33788G	2.00	-41.39	-39.39	-21.20	-18.19
2402MHz	Pass	2.4835G	2.5G	PK	2.49854G	2.00	-47.76	-45.76	-21.20	-24.56
2402MHz	Pass	2.5G	3.1G	PK	2.5297G	2.00	-47.14	-45.14	-21.20	-23.94
2440MHz	Pass	1G	2.31G	AV	2.2481G	2.00	-60.08	-58.08	-41.20	-16.88
2440MHz	Pass	2.31G	2.39G	AV	2.312G	2.00	-57.83	-55.83	-41.20	-14.63
2440MHz	Pass	2.4835G	2.5G	AV	2.4879G	2.00	-57.80	-55.80	-41.20	-14.60
2440MHz	Pass	2.5G	3.1G	AV	2.56795G	2.00	-54.97	-52.97	-41.20	-11.77
2440MHz	Pass	1G	2.31G	PK	2.29494G	2.00	-51.66	-49.66	-21.20	-28.46
2440MHz	Pass	2.31G	2.39G	PK	2.37596G	2.00	-40.42	-38.42	-21.20	-17.22
2440MHz	Pass	2.4835G	2.5G	PK	2.48837G	2.00	-47.40	-45.40	-21.20	-24.20
2440MHz	Pass	2.5G	3.1G	PK	2.5681G	2.00	-47.16	-45.16	-21.20	-23.96
2480MHz	Pass	1G	2.31G	AV	2.28789G	2.00	-60.08	-58.08	-41.20	-16.88
2480MHz	Pass	2.31G	2.39G	AV	2.352G	2.00	-54.24	-52.24	-41.20	-11.04
2480MHz	Pass	2.4835G	2.5G	AV	2.48798G	2.00	-48.51	-46.51	-41.20	-5.31
2480MHz	Pass	2.5G	3.1G	AV	2.60785G	2.00	-54.54	-52.54	-41.20	-11.34
2480MHz	Pass	1G	2.31G	PK	2.24974G	2.00	-51.22	-49.22	-21.20	-28.02
2480MHz	Pass	2.31G	2.39G	PK	2.35168G	2.00	-46.92	-44.92	-21.20	-23.72
2480MHz	Pass	2.4835G	2.5G	PK	2.48355G	2.00	-37.18	-35.18	-21.20	-13.98
2480MHz	Pass	2.5G	3.1G	PK	2.5444G	2.00	-44.96	-42.96	-21.20	-21.76
BT-LE(500kbps)	-	-	-	-	-	-	-	-	-	-
2402MHz	Pass	1G	2.31G	AV	2.27414G	2.00	-56.18	-54.18	-41.20	-12.98
2402MHz	Pass	2.31G	2.39G	AV	2.37004G	2.00	-51.69	-49.69	-41.20	-8.49
2402MHz	Pass	2.4835G	2.5G	AV	2.49796G	2.00	-55.44	-53.44	-41.20	-12.24
2402MHz	Pass	2.5G	3.1G	AV	2.52985G	2.00	-51.39	-49.39	-41.20	-8.19
2402MHz	Pass	1G	2.31G	PK	2.27463G	2.00	-50.34	-48.34	-21.20	-27.14
2402MHz	Pass	2.31G	2.39G	PK	2.3378G	2.00	-36.42	-34.42	-21.20	-13.22
2402MHz	Pass	2.4835G	2.5G	PK	2.49827G	2.00	-47.33	-45.33	-21.20	-24.13
2402MHz	Pass	2.5G	3.1G	PK	2.5297G	2.00	-45.59	-43.59	-21.20	-22.39
2440MHz	Pass	1G	2.31G	AV	2.24827G	2.00	-56.63	-54.63	-41.20	-13.43
2440MHz	Pass	2.31G	2.39G	AV	2.31204G	2.00	-53.53	-51.53	-41.20	-10.33
2440MHz	Pass	2.4835G	2.5G	AV	2.48807G	2.00	-55.08	-53.08	-41.20	-11.88
2440MHz	Pass	2.5G	3.1G	AV	2.56795G	2.00	-53.42	-51.42	-41.20	-10.22
2440MHz	Pass	1G	2.31G	PK	2.31G	2.00	-50.56	-48.56	-21.20	-27.36
2440MHz	Pass	2.31G	2.39G	PK	2.376G	2.00	-32.89	-30.89	-21.20	-9.69
2440MHz	Pass	2.4835G	2.5G	PK	2.48842G	2.00	-45.78	-43.78	-21.20	-22.58
2440MHz	Pass	2.5G	3.1G	PK	2.5042G	2.00	-35.12	-33.12	-21.20	-11.92

Mode	Result	F-Start (Hz)	F-Stop (Hz)	Type	Freq (Hz)	DG (dBi)	Psum (dBm)	EIRP (dBm)	Limit (dBm)	Margin (dB)
2480MHz	Pass	1G	2.31G	AV	2.28806G	2.00	-58.86	-56.86	-41.20	-15.66
2480MHz	Pass	2.31G	2.39G	AV	2.35204G	2.00	-52.36	-50.36	-41.20	-9.16
2480MHz	Pass	2.4835G	2.5G	AV	2.48798G	2.00	-46.22	-44.22	-41.20	-3.02
2480MHz	Pass	2.5G	3.1G	AV	2.60785G	2.00	-53.05	-51.05	-41.20	-9.85
2480MHz	Pass	1G	2.31G	PK	2.28839G	2.00	-52.14	-50.14	-21.20	-28.94
2480MHz	Pass	2.31G	2.39G	PK	2.35164G	2.00	-46.38	-44.38	-21.20	-23.18
2480MHz	Pass	2.4835G	2.5G	PK	2.48356G	2.00	-36.93	-34.93	-21.20	-13.73
2480MHz	Pass	2.5G	3.1G	PK	2.5435G	2.00	-41.99	-39.99	-21.20	-18.79
BT-LE(1Mbps)	-	-	-	-	-	-	-	-	-	-
2402MHz	Pass	1G	2.31G	AV	2.27414G	2.00	-56.18	-54.18	-41.20	-12.98
2402MHz	Pass	2.31G	2.39G	AV	2.37G	2.00	-51.44	-49.44	-41.20	-8.24
2402MHz	Pass	2.4835G	2.5G	AV	2.498G	2.00	-55.58	-53.58	-41.20	-12.38
2402MHz	Pass	2.5G	3.1G	AV	2.52985G	2.00	-51.47	-49.47	-41.20	-8.27
2402MHz	Pass	1G	2.31G	PK	2.27463G	2.00	-49.99	-47.99	-21.20	-26.79
2402MHz	Pass	2.31G	2.39G	PK	2.33808G	2.00	-36.62	-34.62	-21.20	-13.42
2402MHz	Pass	2.4835G	2.5G	PK	2.49822G	2.00	-47.55	-45.55	-21.20	-24.35
2402MHz	Pass	2.5G	3.1G	PK	2.5297G	2.00	-45.46	-43.46	-21.20	-22.26
2440MHz	Pass	1G	2.31G	AV	2.24827G	2.00	-56.63	-54.63	-41.20	-13.43
2440MHz	Pass	2.31G	2.39G	AV	2.31196G	2.00	-53.32	-51.32	-41.20	-10.12
2440MHz	Pass	2.4835G	2.5G	AV	2.48809G	2.00	-55.20	-53.20	-41.20	-12.00
2440MHz	Pass	2.5G	3.1G	AV	2.56795G	2.00	-53.53	-51.53	-41.20	-10.33
2440MHz	Pass	1G	2.31G	PK	2.24843G	2.00	-49.45	-47.45	-21.20	-26.25
2440MHz	Pass	2.31G	2.39G	PK	2.37604G	2.00	-33.45	-31.45	-21.20	-10.25
2440MHz	Pass	2.4835G	2.5G	PK	2.48824G	2.00	-44.38	-42.38	-21.20	-21.18
2440MHz	Pass	2.5G	3.1G	PK	2.5042G	2.00	-36.75	-34.75	-21.20	-13.55
2480MHz	Pass	1G	2.31G	AV	2.28806G	2.00	-59.03	-57.03	-41.20	-15.83
2480MHz	Pass	2.31G	2.39G	AV	2.352G	2.00	-52.11	-50.11	-41.20	-8.91
2480MHz	Pass	2.4835G	2.5G	AV	2.48791G	2.00	-46.30	-44.30	-41.20	-3.10
2480MHz	Pass	2.5G	3.1G	AV	2.60785G	2.00	-53.14	-51.14	-41.20	-9.94
2480MHz	Pass	1G	2.31G	PK	2.24123G	2.00	-52.00	-50.00	-21.20	-28.80
2480MHz	Pass	2.31G	2.39G	PK	2.352G	2.00	-46.05	-44.05	-21.20	-22.85
2480MHz	Pass	2.4835G	2.5G	PK	2.48382G	2.00	-36.39	-34.39	-21.20	-13.19
2480MHz	Pass	2.5G	3.1G	PK	2.5441G	2.00	-38.80	-36.80	-21.20	-15.60
BT-LE(2Mbps)	-	-	-	-	-	-	-	-	-	-
2404MHz	Pass	1G	2.31G	AV	2.2761G	2.00	-56.45	-54.45	-41.20	-13.25
2404MHz	Pass	2.31G	2.39G	AV	2.38816G	2.00	-50.49	-48.49	-41.20	-7.29
2404MHz	Pass	2.4835G	2.5G	AV	2.49993G	2.00	-55.44	-53.44	-41.20	-12.24
2404MHz	Pass	2.5G	3.1G	AV	2.53195G	2.00	-51.72	-49.72	-41.20	-8.52
2404MHz	Pass	1G	2.31G	PK	2.27725G	2.00	-48.51	-46.51	-21.20	-25.31
2404MHz	Pass	2.31G	2.39G	PK	2.3404G	2.00	-35.80	-33.80	-21.20	-12.60
2404MHz	Pass	2.4835G	2.5G	PK	2.49993G	2.00	-46.03	-44.03	-21.20	-22.83
2404MHz	Pass	2.5G	3.1G	PK	2.5315G	2.00	-45.68	-43.68	-21.20	-22.48

Mode	Result	F-Start (Hz)	F-Stop (Hz)	Type	Freq (Hz)	DG (dBi)	Psum (dBm)	EIRP (dBm)	Limit (dBm)	Margin (dB)
2440MHz	Pass	1G	2.31G	AV	2.24794G	2.00	-57.53	-55.53	-41.20	-14.33
2440MHz	Pass	2.31G	2.39G	AV	2.37612G	2.00	-53.83	-51.83	-41.20	-10.63
2440MHz	Pass	2.4835G	2.5G	AV	2.48797G	2.00	-54.67	-52.67	-41.20	-11.47
2440MHz	Pass	2.5G	3.1G	AV	2.5039G	2.00	-53.60	-51.60	-41.20	-10.40
2440MHz	Pass	1G	2.31G	PK	2.24909G	2.00	-49.69	-47.69	-21.20	-26.49
2440MHz	Pass	2.31G	2.39G	PK	2.3764G	2.00	-32.61	-30.61	-21.20	-9.41
2440MHz	Pass	2.4835G	2.5G	PK	2.49897G	2.00	-43.70	-41.70	-21.20	-20.50
2440MHz	Pass	2.5G	3.1G	PK	2.5042G	2.00	-37.29	-35.29	-21.20	-14.09
2478MHz	Pass	1G	2.31G	AV	2.28609G	2.00	-59.65	-57.65	-41.20	-16.45
2478MHz	Pass	2.31G	2.39G	AV	2.34988G	2.00	-56.48	-54.48	-41.20	-13.28
2478MHz	Pass	2.4835G	2.5G	AV	2.48352G	2.00	-45.20	-43.20	-41.20	-2.00
2478MHz	Pass	2.5G	3.1G	AV	2.60605G	2.00	-56.56	-54.56	-41.20	-13.36
2478MHz	Pass	1G	2.31G	PK	2.28708G	2.00	-51.69	-49.69	-21.20	-28.49
2478MHz	Pass	2.31G	2.39G	PK	2.34992G	2.00	-48.14	-46.14	-21.20	-24.94
2478MHz	Pass	2.4835G	2.5G	PK	2.48352G	2.00	-34.05	-32.05	-21.20	-10.85
2478MHz	Pass	2.5G	3.1G	PK	2.5423G	2.00	-40.23	-38.23	-21.20	-17.03

DG = Directional Gain ; PX=Port X; Psum=P1+P2+...PX

BT-LE(125kbps) **CSE-DTS [PK]**

2402MHz

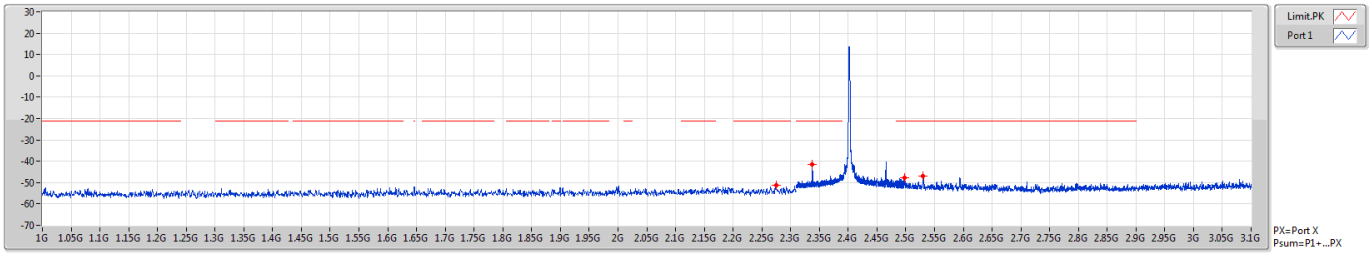

F-Start(Hz)	F-Stop(Hz)	RBW(Hz)	Type	Freq(Hz)	Psum(dBm)	P1(dBm)
1G	2.31G	1M	PK	2.27463G	-51.39	-51.39
2.31G	2.39G	1M	PK	2.33788G	-41.39	-41.39
2.4835G	2.5G	1M	PK	2.49854G	-47.76	-47.76
2.5G	3.1G	1M	PK	2.5297G	-47.14	-47.14

BT-LE(125kbps) **CSE-DTS [AV]**

2402MHz

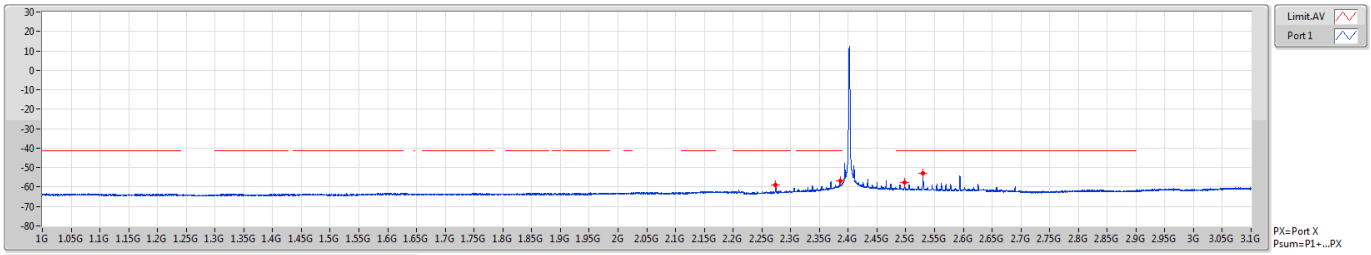

F-Start(Hz)	F-Stop(Hz)	RBW(Hz)	Type	Freq(Hz)	Psum(dBm)	P1(dBm)
1G	2.31G	1M	AV	2.27414G	-58.78	-58.78
2.31G	2.39G	1M	AV	2.38604G	-56.99	-56.99
2.4835G	2.5G	1M	AV	2.49791G	-57.76	-57.76
2.5G	3.1G	1M	AV	2.53G	-52.91	-52.91

BT-LE(125kbps) **CSE-DTS [PK]**

2440MHz

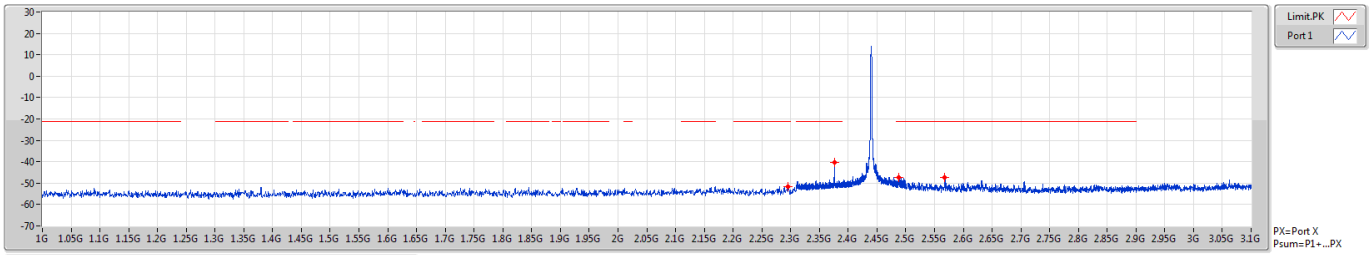

F-Start(Hz)	F-Stop(Hz)	RBW(Hz)	Type	Freq(Hz)	Psum(dBm)	P1(dBm
1G	2.31G	1M	PK	2.29494G	-51.66	-51.66
2.31G	2.39G	1M	PK	2.37596G	-40.42	-40.42
2.4835G	2.5G	1M	PK	2.48837G	-47.40	-47.40
2.5G	3.1G	1M	PK	2.5681G	-47.16	-47.16

BT-LE(125kbps) **CSE-DTS [AV]**

2440MHz

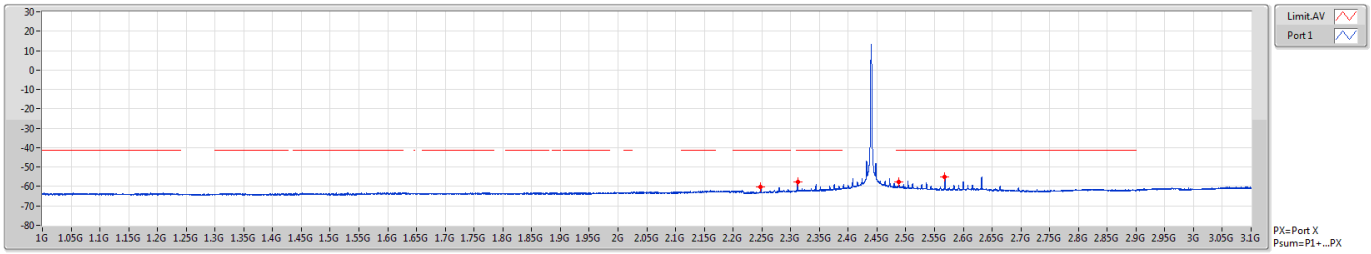

F-Start(Hz)	F-Stop(Hz)	RBW(Hz)	Type	Freq(Hz)	Psum(dBm)	P1(dBm
1G	2.31G	1M	AV	2.2481G	-60.08	-60.08
2.31G	2.39G	1M	AV	2.312G	-57.83	-57.83
2.4835G	2.5G	1M	AV	2.4879G	-57.80	-57.80
2.5G	3.1G	1M	AV	2.56795G	-54.97	-54.97

BT-LE(125kbps) **CSE-DTS [PK]**

2480MHz

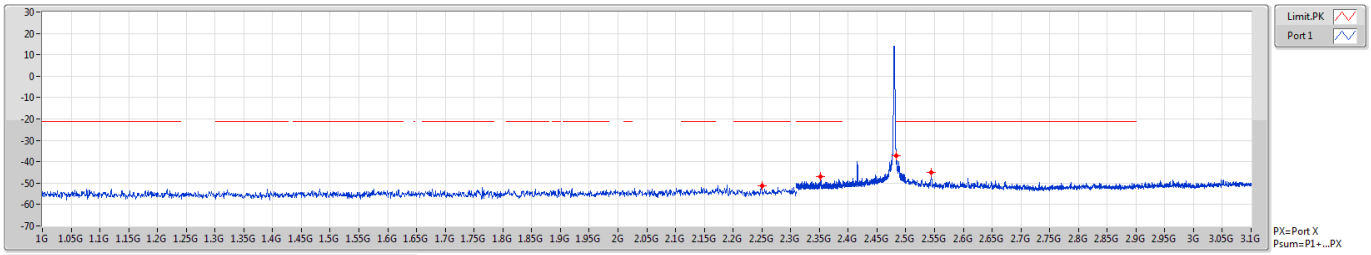

F-Start(Hz)	F-Stop(Hz)	RBW(Hz)	Type	Freq(Hz)	Psum(dBm)	P1(dBm
1G	2.31G	1M	PK	2.24974G	-51.22	-51.22
2.31G	2.39G	1M	PK	2.35168G	-46.92	-46.92
2.4835G	2.5G	1M	PK	2.48355G	-37.18	-37.18
2.5G	3.1G	1M	PK	2.5444G	-44.96	-44.96

BT-LE(125kbps) **CSE-DTS [AV]**

2480MHz

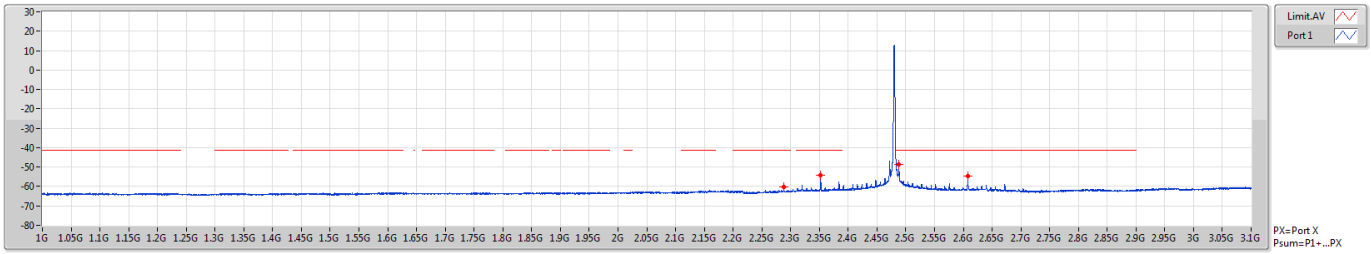

F-Start(Hz)	F-Stop(Hz)	RBW(Hz)	Type	Freq(Hz)	Psum(dBm)	P1(dBm
1G	2.31G	1M	AV	2.28789G	-60.08	-60.08
2.31G	2.39G	1M	AV	2.352G	-54.24	-54.24
2.4835G	2.5G	1M	AV	2.48798G	-48.51	-48.51
2.5G	3.1G	1M	AV	2.60785G	-54.54	-54.54

BT-LE(500kbps) **CSE-DTS [PK]**

2402MHz

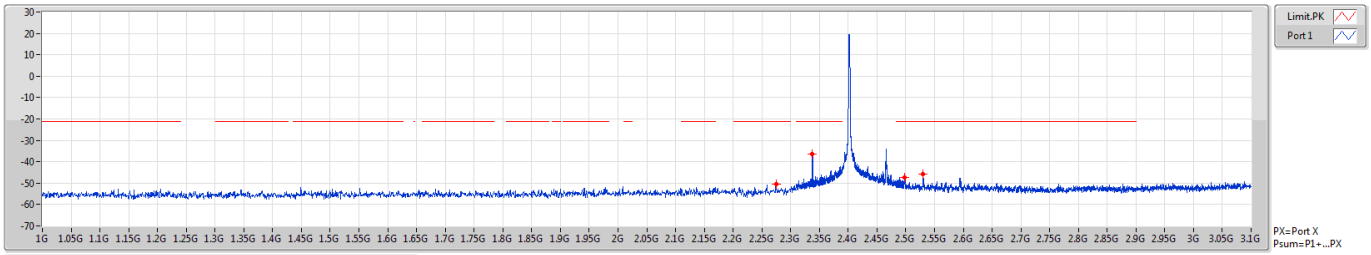

F-Start(Hz)	F-Stop(Hz)	RBW(Hz)	Type	Freq(Hz)	Psum(dBm)	P1(dBm
1G	2.31G	1M	PK	2.27463G	-50.34	-50.34
2.31G	2.39G	1M	PK	2.3378G	-36.42	-36.42
2.4835G	2.5G	1M	PK	2.49827G	-47.33	-47.33
2.5G	3.1G	1M	PK	2.5297G	-45.59	-45.59

BT-LE(500kbps) **CSE-DTS [AV]**

2402MHz

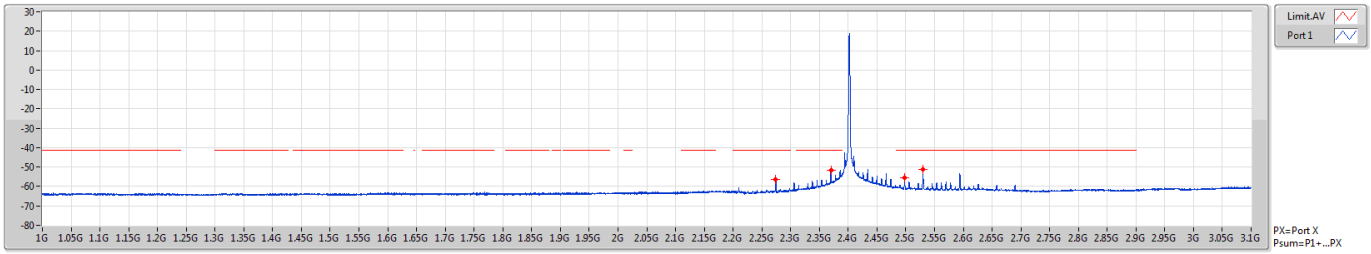

F-Start(Hz)	F-Stop(Hz)	RBW(Hz)	Type	Freq(Hz)	Psum(dBm)	P1(dBm
1G	2.31G	1M	AV	2.27414G	-56.18	-56.18
2.31G	2.39G	1M	AV	2.37004G	-51.69	-51.69
2.4835G	2.5G	1M	AV	2.49796G	-55.44	-55.44
2.5G	3.1G	1M	AV	2.52985G	-51.39	-51.39

BT-LE(500kbps) **CSE-DTS [PK]**

2440MHz

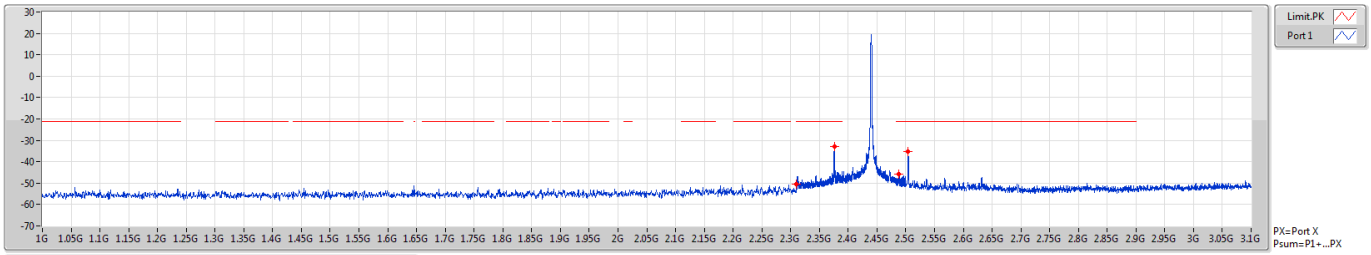

F-Start(Hz)	F-Stop(Hz)	RBW(Hz)	Type	Freq(Hz)	Psum(dBm)	P1(dBm
1G	2.31G	1M	PK	2.31G	-50.56	-50.56
2.31G	2.39G	1M	PK	2.376G	-32.89	-32.89
2.4835G	2.5G	1M	PK	2.48842G	-45.78	-45.78
2.5G	3.1G	1M	PK	2.5042G	-35.12	-35.12

BT-LE(500kbps) **CSE-DTS [AV]**

2440MHz

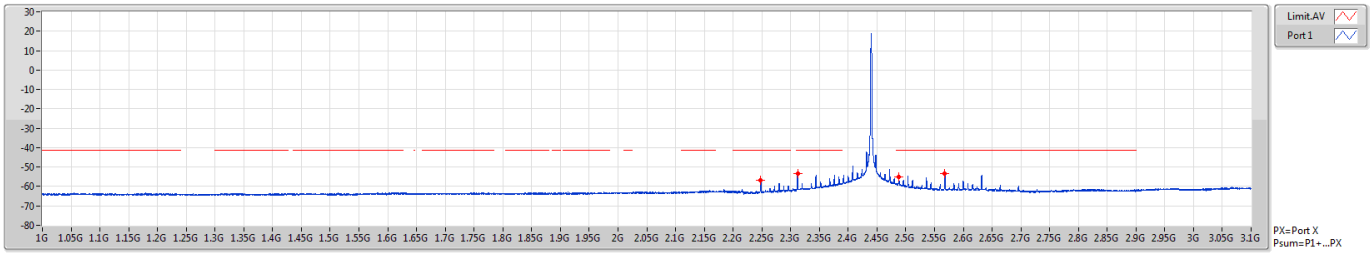

F-Start(Hz)	F-Stop(Hz)	RBW(Hz)	Type	Freq(Hz)	Psum(dBm)	P1(dBm
1G	2.31G	1M	AV	2.24827G	-56.63	-56.63
2.31G	2.39G	1M	AV	2.31204G	-53.53	-53.53
2.4835G	2.5G	1M	AV	2.48807G	-55.08	-55.08
2.5G	3.1G	1M	AV	2.56795G	-53.42	-53.42

BT-LE(500kbps) **CSE-DTS [PK]**

2480MHz

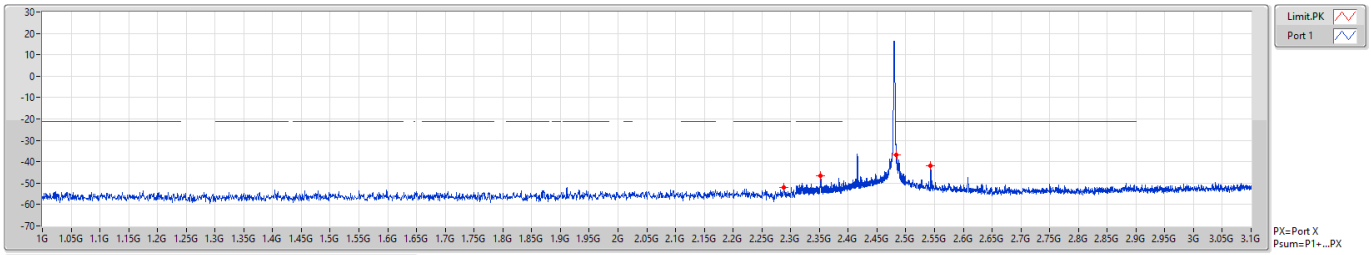

F-Start(Hz)	F-Stop(Hz)	RBW(Hz)	Type	Freq(Hz)	Psum(dBm)	P1(dBm
1G	2.31G	1M	PK	2.28839G	-52.14	-52.14
2.31G	2.39G	1M	PK	2.35164G	-46.38	-46.38
2.4835G	2.5G	1M	PK	2.48356G	-36.93	-36.93
2.5G	3.1G	1M	PK	2.5435G	-41.99	-41.99

BT-LE(500kbps) **CSE-DTS [AV]**

2480MHz

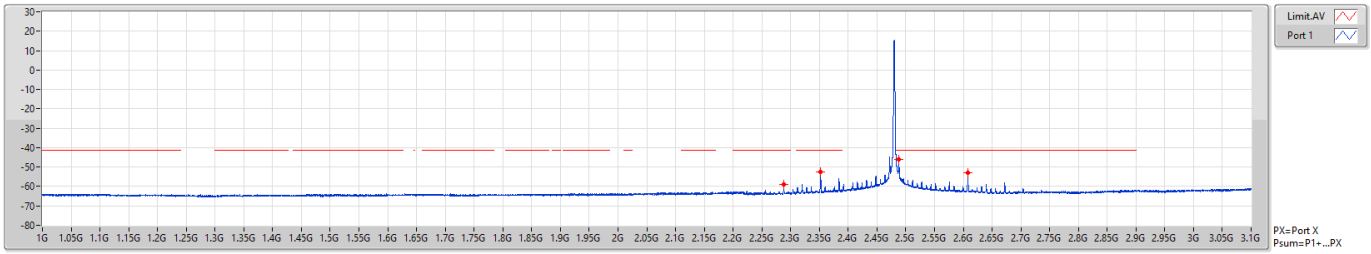

F-Start(Hz)	F-Stop(Hz)	RBW(Hz)	Type	Freq(Hz)	Psum(dBm)	P1(dBm
1G	2.31G	1M	AV	2.28806G	-58.86	-58.86
2.31G	2.39G	1M	AV	2.35204G	-52.36	-52.36
2.4835G	2.5G	1M	AV	2.48798G	-46.22	-46.22
2.5G	3.1G	1M	AV	2.60785G	-53.05	-53.05

BT-LE(1Mbps) **CSE-DTS [PK]**

2402MHz

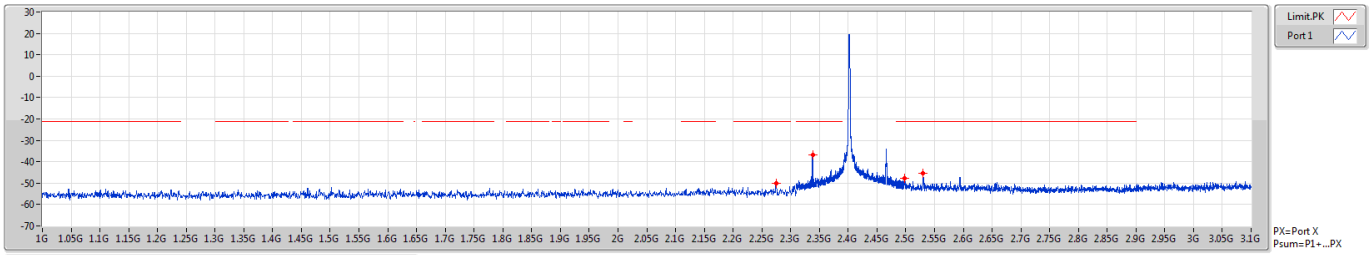

F-Start(Hz)	F-Stop(Hz)	RBW(Hz)	Type	Freq(Hz)	Psum(dBm)	P1(dBm
1G	2.31G	1M	PK	2.27463G	-49.99	-49.99
2.31G	2.39G	1M	PK	2.33808G	-36.62	-36.62
2.4835G	2.5G	1M	PK	2.49822G	-47.55	-47.55
2.5G	3.1G	1M	PK	2.5297G	-45.46	-45.46

BT-LE(1Mbps) **CSE-DTS [AV]**

2402MHz

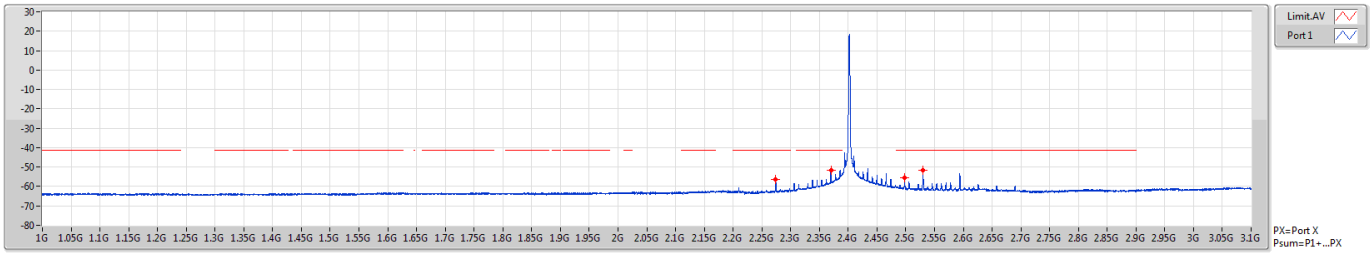

F-Start(Hz)	F-Stop(Hz)	RBW(Hz)	Type	Freq(Hz)	Psum(dBm)	P1(dBm
1G	2.31G	1M	AV	2.27414G	-56.18	-56.18
2.31G	2.39G	1M	AV	2.37G	-51.44	-51.44
2.4835G	2.5G	1M	AV	2.498G	-55.58	-55.58
2.5G	3.1G	1M	AV	2.52985G	-51.47	-51.47

BT-LE(1Mbps) **CSE-DTS [PK]**

2440MHz

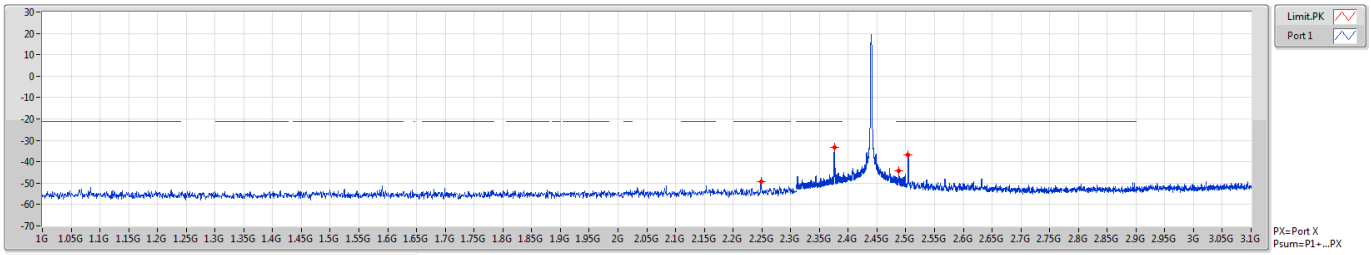

F-Start(Hz)	F-Stop(Hz)	RBW(Hz)	Type	Freq(Hz)	Psum(dBm)	P1(dBm
1G	2.31G	1M	PK	2.24843G	-49.45	-49.45
2.31G	2.39G	1M	PK	2.37604G	-33.45	-33.45
2.4835G	2.5G	1M	PK	2.48824G	-44.38	-44.38
2.5G	3.1G	1M	PK	2.5042G	-36.75	-36.75

BT-LE(1Mbps) **CSE-DTS [AV]**

2440MHz

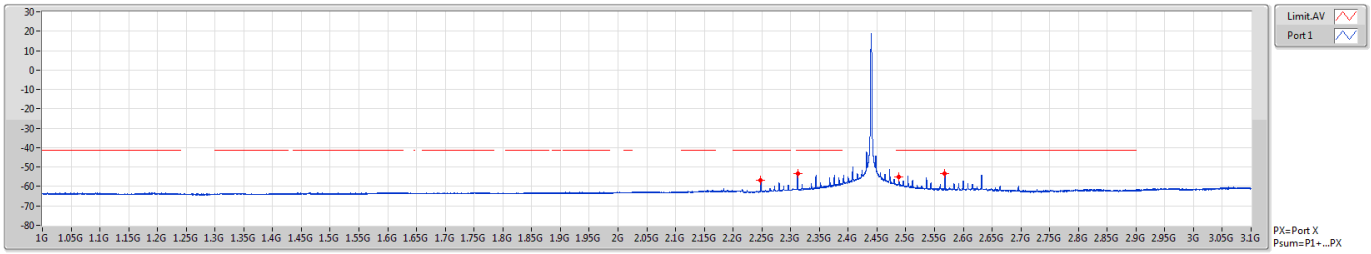

F-Start(Hz)	F-Stop(Hz)	RBW(Hz)	Type	Freq(Hz)	Psum(dBm)	P1(dBm
1G	2.31G	1M	AV	2.24827G	-56.63	-56.63
2.31G	2.39G	1M	AV	2.31196G	-53.32	-53.32
2.4835G	2.5G	1M	AV	2.48809G	-55.20	-55.20
2.5G	3.1G	1M	AV	2.56795G	-53.53	-53.53

BT-LE(1Mbps) **CSE-DTS [PK]**

2480MHz

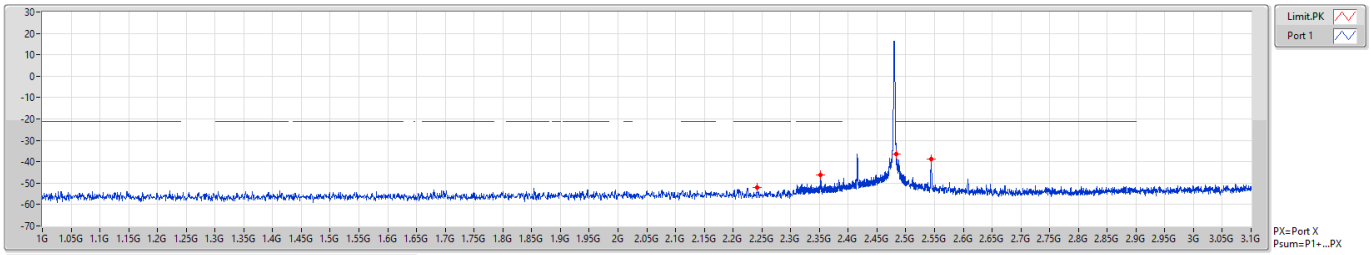

F-Start(Hz)	F-Stop(Hz)	RBW(Hz)	Type	Freq(Hz)	Psum(dBm)	P1(dBm
1G	2.31G	1M	PK	2.24123G	-52.00	-52.00
2.31G	2.39G	1M	PK	2.352G	-46.05	-46.05
2.4835G	2.5G	1M	PK	2.48382G	-36.39	-36.39
2.5G	3.1G	1M	PK	2.5441G	-38.80	-38.80

BT-LE(1Mbps) **CSE-DTS [AV]**

2480MHz

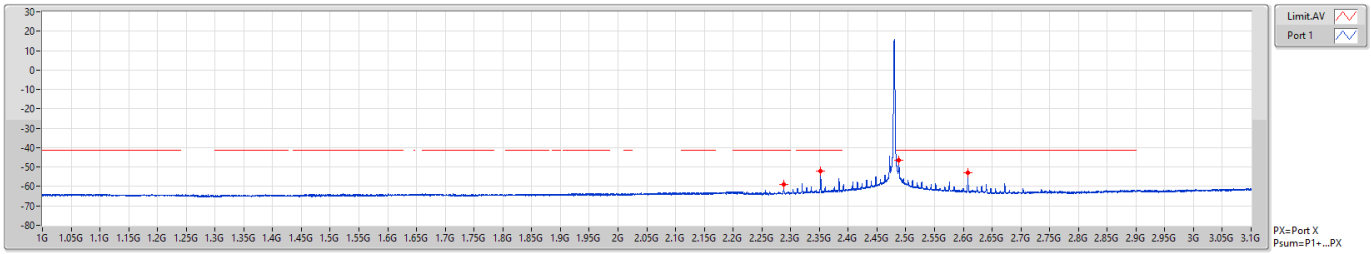

F-Start(Hz)	F-Stop(Hz)	RBW(Hz)	Type	Freq(Hz)	Psum(dBm)	P1(dBm
1G	2.31G	1M	AV	2.28806G	-59.03	-59.03
2.31G	2.39G	1M	AV	2.352G	-52.11	-52.11
2.4835G	2.5G	1M	AV	2.48791G	-46.30	-46.30
2.5G	3.1G	1M	AV	2.60785G	-53.14	-53.14

BT-LE(2Mbps) **CSE-DTS [PK]**

2404MHz

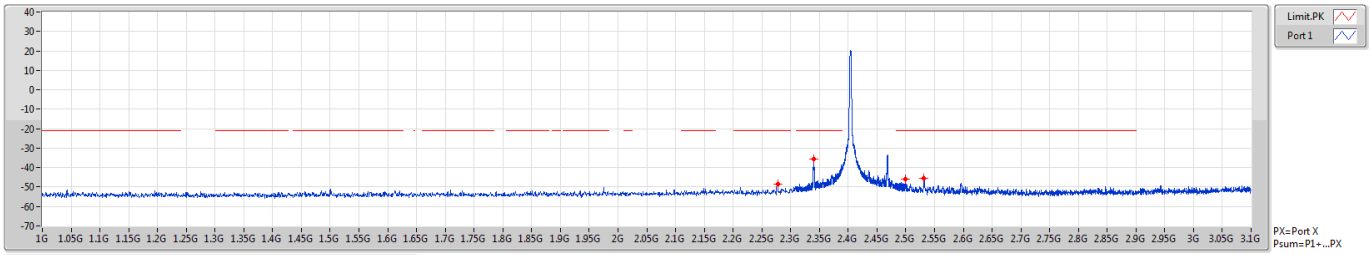

F-Start(Hz)	F-Stop(Hz)	RBW(Hz)	Type	Freq(Hz)	Psum(dBm)	P1(dBm
1G	2.31G	1M	PK	2.27725G	-48.51	-48.51
2.31G	2.39G	1M	PK	2.3404G	-35.80	-35.80
2.4835G	2.5G	1M	PK	2.49993G	-46.03	-46.03
2.5G	3.1G	1M	PK	2.5315G	-45.68	-45.68

BT-LE(2Mbps) **CSE-DTS [AV]**

2404MHz

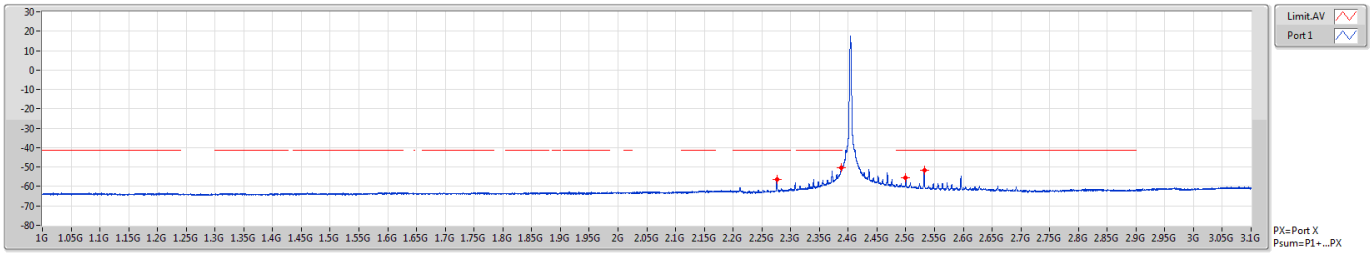

F-Start(Hz)	F-Stop(Hz)	RBW(Hz)	Type	Freq(Hz)	Psum(dBm)	P1(dBm
1G	2.31G	1M	AV	2.2761G	-56.45	-56.45
2.31G	2.39G	1M	AV	2.38816G	-50.49	-50.49
2.4835G	2.5G	1M	AV	2.49993G	-55.44	-55.44
2.5G	3.1G	1M	AV	2.53195G	-51.72	-51.72

BT-LE(2Mbps) **CSE-DTS [PK]**

2440MHz

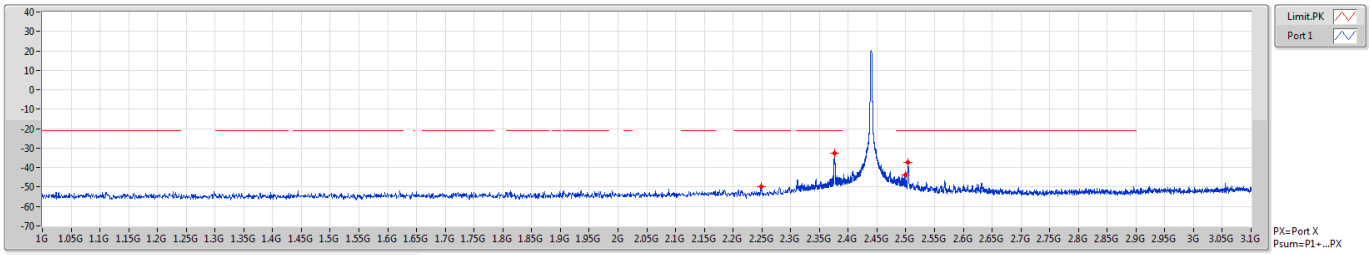

F-Start(Hz)	F-Stop(Hz)	RBW(Hz)	Type	Freq(Hz)	Psum(dBm)	P1(dBm
1G	2.31G	1M	PK	2.24909G	-49.69	-49.69
2.31G	2.39G	1M	PK	2.3764G	-32.61	-32.61
2.4835G	2.5G	1M	PK	2.49897G	-43.70	-43.70
2.5G	3.1G	1M	PK	2.5042G	-37.29	-37.29

BT-LE(2Mbps) **CSE-DTS [AV]**

2440MHz

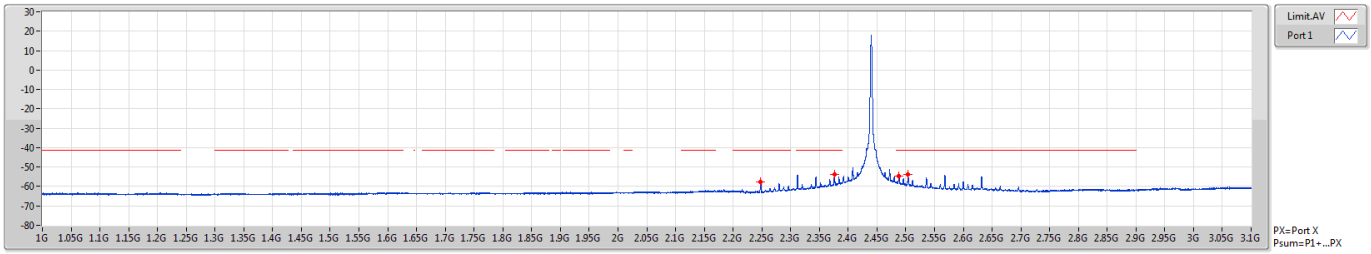

F-Start(Hz)	F-Stop(Hz)	RBW(Hz)	Type	Freq(Hz)	Psum(dBm)	P1(dBm
1G	2.31G	1M	AV	2.24794G	-57.53	-57.53
2.31G	2.39G	1M	AV	2.37612G	-53.83	-53.83
2.4835G	2.5G	1M	AV	2.48797G	-54.67	-54.67
2.5G	3.1G	1M	AV	2.5039G	-53.60	-53.60

BT-LE(2Mbps) **CSE-DTS [PK]**

2478MHz

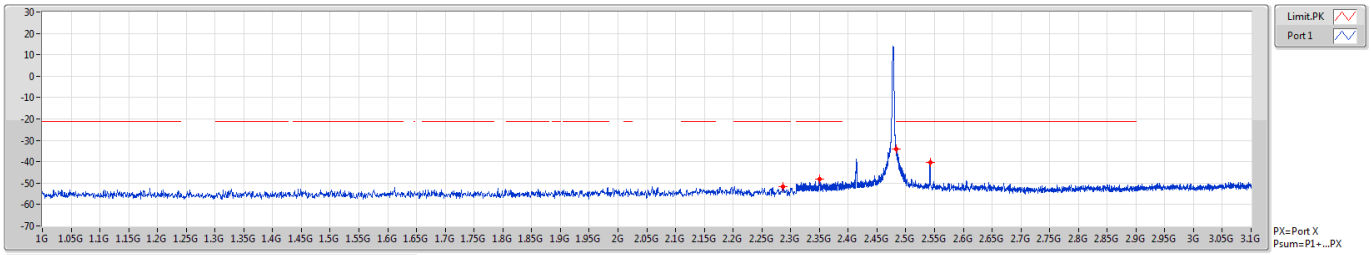

F-Start(Hz)	F-Stop(Hz)	RBW(Hz)	Type	Freq(Hz)	Psum(dBm)	P1(dBm
1G	2.31G	1M	PK	2.28708G	-51.69	-51.69
2.31G	2.39G	1M	PK	2.34992G	-48.14	-48.14
2.4835G	2.5G	1M	PK	2.48352G	-34.05	-34.05
2.5G	3.1G	1M	PK	2.5423G	-40.23	-40.23

BT-LE(2Mbps) **CSE-DTS [AV]**

2478MHz

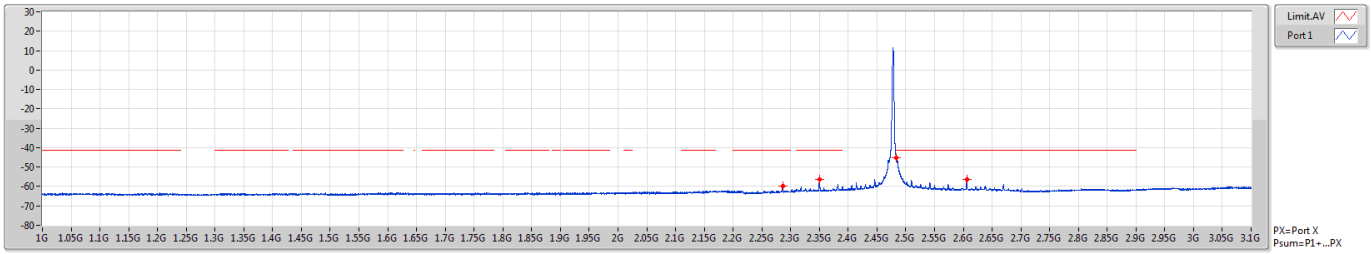

F-Start(Hz)	F-Stop(Hz)	RBW(Hz)	Type	Freq(Hz)	Psum(dBm)	P1(dBm
1G	2.31G	1M	AV	2.28609G	-59.65	-59.65
2.31G	2.39G	1M	AV	2.34988G	-56.48	-56.48
2.4835G	2.5G	1M	AV	2.48352G	-45.20	-45.20
2.5G	3.1G	1M	AV	2.606605G	-56.56	-56.56

Transmitter Conducted Unwanted Emissions (3.1GHz ~ 25GHz)

Summary

Mode	Result	F-Start (Hz)	F-Stop (Hz)	Type	Freq (Hz)	DG (dBi)	Psum (dBm)	EIRP (dBm)	Limit (dBm)	Margin (dB)
2.4-2.4835GHz	-	-	-	-	-	-	-	-	-	-
BT-LE(125kbps)	Pass	4G	5G	AV	4.804G	2.00	-57.79	-55.79	-41.20	-14.59
BT-LE(500kbps)	Pass	4G	5G	AV	4.87975G	2.00	-52.21	-50.21	-41.20	-9.01
BT-LE(1Mbps)	Pass	4G	5G	AV	4.87975G	2.00	-52.42	-50.42	-41.20	-9.22
BT-LE(2Mbps)	Pass	4G	5G	AV	4.879G	2.00	-53.96	-51.96	-41.20	-10.76

DG = Directional Gain ; PX=Port X; Psum=P1+P2+...PX

Result

Mode	Result	F-Start (Hz)	F-Stop (Hz)	Type	Freq (Hz)	DG (dBi)	Psum (dBm)	EIRP (dBm)	Limit (dBm)	Margin (dB)
BT-LE(125kbps)	-	-	-	-	-	-	-	-	-	-
2402MHz	Pass	3.1G	4G	AV	3.3565G	2.00	-74.87	-72.87	-41.20	-31.67
2402MHz	Pass	4G	5G	AV	4.804G	2.00	-57.79	-55.79	-41.20	-14.59
2402MHz	Pass	4G	5G	AV	4.80425G	2.00	-57.79	-55.79	-41.20	-14.59
2402MHz	Pass	5G	7G	AV	5.153G	2.00	-73.68	-71.68	-41.20	-30.48
2402MHz	Pass	7G	8G	AV	7.3605G	2.00	-73.04	-71.04	-41.20	-29.84
2402MHz	Pass	8G	25G	AV	19.61578G	2.00	-65.89	-63.89	-41.20	-22.69
2402MHz	Pass	3.1G	4G	PK	3.97233G	2.00	-64.54	-62.54	-21.20	-41.34
2402MHz	Pass	4G	5G	PK	4.8045G	2.00	-52.74	-50.74	-21.20	-29.54
2402MHz	Pass	4G	5G	PK	4.80475G	2.00	-52.72	-50.72	-21.20	-29.52
2402MHz	Pass	5G	7G	PK	5.442G	2.00	-62.88	-60.88	-21.20	-39.68
2402MHz	Pass	7G	8G	PK	7.58275G	2.00	-63.73	-61.73	-21.20	-40.53
2402MHz	Pass	8G	25G	PK	19.58816G	2.00	-56.05	-54.05	-21.20	-32.85
2440MHz	Pass	3.1G	4G	AV	3.35515G	2.00	-74.60	-72.60	-41.20	-31.40
2440MHz	Pass	4G	5G	AV	4.88G	2.00	-58.19	-56.19	-41.20	-14.99
2440MHz	Pass	5G	7G	AV	5.411G	2.00	-73.63	-71.63	-41.20	-30.43
2440MHz	Pass	7G	8G	AV	7.38975G	2.00	-73.16	-71.16	-41.20	-29.96
2440MHz	Pass	8G	25G	AV	19.65616G	2.00	-65.41	-63.41	-41.20	-22.21
2440MHz	Pass	3.1G	4G	PK	3.54573G	2.00	-63.41	-61.41	-21.20	-40.21
2440MHz	Pass	4G	5G	PK	4.8795G	2.00	-53.17	-51.17	-21.20	-29.97
2440MHz	Pass	5G	7G	PK	5.17G	2.00	-63.37	-61.37	-21.20	-40.17
2440MHz	Pass	7G	8G	PK	7.48575G	2.00	-62.73	-60.73	-21.20	-39.53
2440MHz	Pass	8G	25G	PK	17.94978G	2.00	-55.48	-53.48	-21.20	-32.28
2480MHz	Pass	3.1G	4G	AV	3.35245G	2.00	-74.87	-72.87	-41.20	-31.67
2480MHz	Pass	4G	5G	AV	4.96G	2.00	-59.13	-57.13	-41.20	-15.93
2480MHz	Pass	5G	7G	AV	5.391G	2.00	-73.65	-71.65	-41.20	-30.45
2480MHz	Pass	7G	8G	AV	7.36275G	2.00	-73.01	-71.01	-41.20	-29.81
2480MHz	Pass	8G	25G	AV	19.63863G	2.00	-65.65	-63.65	-41.20	-22.45
2480MHz	Pass	3.1G	4G	PK	3.97525G	2.00	-64.58	-62.58	-21.20	-41.38
2480MHz	Pass	4G	5G	PK	4.9595G	2.00	-54.37	-52.37	-21.20	-31.17
2480MHz	Pass	4G	5G	PK	4.96075G	2.00	-53.97	-51.97	-21.20	-30.77
2480MHz	Pass	5G	7G	PK	5.122G	2.00	-62.99	-60.99	-21.20	-39.79
2480MHz	Pass	7G	8G	PK	7.3495G	2.00	-63.11	-61.11	-21.20	-39.91
2480MHz	Pass	8G	25G	PK	17.96519G	2.00	-55.64	-53.64	-21.20	-32.44
BT-LE(500kbps)	-	-	-	-	-	-	-	-	-	-
2402MHz	Pass	3.1G	4G	AV	3.98673G	2.00	-76.29	-74.29	-41.20	-33.09
2402MHz	Pass	4G	5G	AV	4.80375G	2.00	-52.77	-50.77	-41.20	-9.57
2402MHz	Pass	5G	7G	AV	5.0465G	2.00	-74.35	-72.35	-41.20	-31.15
2402MHz	Pass	7G	8G	AV	7.61275G	2.00	-73.36	-71.36	-41.20	-30.16
2402MHz	Pass	8G	25G	AV	19.90213G	2.00	-63.61	-61.61	-41.20	-20.41
2402MHz	Pass	3.1G	4G	PK	3.78895G	2.00	-65.31	-63.31	-21.20	-42.11
2402MHz	Pass	4G	5G	PK	4.80375G	2.00	-48.72	-46.72	-21.20	-25.52

Mode	Result	F-Start (Hz)	F-Stop (Hz)	Type	Freq (Hz)	DG (dBi)	Psum (dBm)	EIRP (dBm)	Limit (dBm)	Margin (dB)
2402MHz	Pass	5G	7G	PK	5.2475G	2.00	-64.15	-62.15	-21.20	-40.95
2402MHz	Pass	7G	8G	PK	7.58525G	2.00	-63.25	-61.25	-21.20	-40.05
2402MHz	Pass	8G	25G	PK	19.85325G	2.00	-53.88	-51.88	-21.20	-30.68
2440MHz	Pass	3.1G	4G	AV	3.99663G	2.00	-76.41	-74.41	-41.20	-33.21
2440MHz	Pass	4G	5G	AV	4.87975G	2.00	-52.21	-50.21	-41.20	-9.01
2440MHz	Pass	5G	7G	AV	5.054G	2.00	-73.94	-71.94	-41.20	-30.74
2440MHz	Pass	7G	8G	AV	7.3205G	2.00	-68.95	-66.95	-41.20	-25.75
2440MHz	Pass	8G	25G	AV	19.87344G	2.00	-63.34	-61.34	-41.20	-20.14
2440MHz	Pass	3.1G	4G	PK	3.9604G	2.00	-66.26	-64.26	-21.20	-43.06
2440MHz	Pass	4G	5G	PK	4.87975G	2.00	-48.70	-46.70	-21.20	-25.50
2440MHz	Pass	5G	7G	PK	5.0725G	2.00	-64.00	-62.00	-21.20	-40.80
2440MHz	Pass	7G	8G	PK	7.3195G	2.00	-61.25	-59.25	-21.20	-38.05
2440MHz	Pass	8G	25G	PK	19.832G	2.00	-54.23	-52.23	-21.20	-31.03
2480MHz	Pass	3.1G	4G	AV	3.99078G	2.00	-76.25	-74.25	-41.20	-33.05
2480MHz	Pass	4G	5G	AV	4.95975G	2.00	-57.68	-55.68	-41.20	-14.48
2480MHz	Pass	4G	5G	AV	4.96G	2.00	-57.68	-55.68	-41.20	-14.48
2480MHz	Pass	5G	7G	AV	5.028G	2.00	-73.99	-71.99	-41.20	-30.79
2480MHz	Pass	7G	8G	AV	7.43925G	2.00	-72.12	-70.12	-41.20	-28.92
2480MHz	Pass	8G	25G	AV	19.83147G	2.00	-63.40	-61.40	-41.20	-20.20
2480MHz	Pass	3.1G	4G	PK	3.88953G	2.00	-65.31	-63.31	-21.20	-42.11
2480MHz	Pass	4G	5G	PK	4.95975G	2.00	-53.23	-51.23	-21.20	-30.03
2480MHz	Pass	5G	7G	PK	5.2375G	2.00	-63.51	-61.51	-21.20	-40.31
2480MHz	Pass	7G	8G	PK	7.61825G	2.00	-63.46	-61.46	-21.20	-40.26
2480MHz	Pass	8G	25G	PK	19.849G	2.00	-53.92	-51.92	-21.20	-30.72
BT-LE(1Mbps)	-	-	-	-	-	-	-	-	-	-
2402MHz	Pass	3.1G	4G	AV	3.98178G	2.00	-76.33	-74.33	-41.20	-33.13
2402MHz	Pass	4G	5G	AV	4.804G	2.00	-52.56	-50.56	-41.20	-9.36
2402MHz	Pass	5G	7G	AV	5.014G	2.00	-74.12	-72.12	-41.20	-30.92
2402MHz	Pass	7G	8G	AV	7.573G	2.00	-73.56	-71.56	-41.20	-30.36
2402MHz	Pass	8G	25G	AV	19.86866G	2.00	-63.38	-61.38	-41.20	-20.18
2402MHz	Pass	3.1G	4G	PK	3.82923G	2.00	-66.24	-64.24	-21.20	-43.04
2402MHz	Pass	4G	5G	PK	4.80375G	2.00	-48.75	-46.75	-21.20	-25.55
2402MHz	Pass	5G	7G	PK	5.231G	2.00	-63.82	-61.82	-21.20	-40.62
2402MHz	Pass	7G	8G	PK	7.58875G	2.00	-63.25	-61.25	-21.20	-40.05
2402MHz	Pass	8G	25G	PK	19.81075G	2.00	-54.07	-52.07	-21.20	-30.87
2440MHz	Pass	3.1G	4G	AV	3.98403G	2.00	-76.31	-74.31	-41.20	-33.11
2440MHz	Pass	4G	5G	AV	4.87975G	2.00	-52.42	-50.42	-41.20	-9.22
2440MHz	Pass	5G	7G	AV	5.0315G	2.00	-73.96	-71.96	-41.20	-30.76
2440MHz	Pass	7G	8G	AV	7.31925G	2.00	-68.72	-66.72	-41.20	-25.52
2440MHz	Pass	8G	25G	AV	19.90531G	2.00	-63.49	-61.49	-41.20	-20.29
2440MHz	Pass	3.1G	4G	PK	3.93835G	2.00	-65.95	-63.95	-21.20	-42.75
2440MHz	Pass	4G	5G	PK	4.87975G	2.00	-48.63	-46.63	-21.20	-25.43

Mode	Result	F-Start (Hz)	F-Stop (Hz)	Type	Freq (Hz)	DG (dBi)	Psum (dBm)	EIRP (dBm)	Limit (dBm)	Margin (dB)
2440MHz	Pass	5G	7G	PK	5.0435G	2.00	-64.28	-62.28	-21.20	-41.08
2440MHz	Pass	7G	8G	PK	7.321G	2.00	-62.12	-60.12	-21.20	-38.92
2440MHz	Pass	8G	25G	PK	19.594G	2.00	-53.48	-51.48	-21.20	-30.28
2480MHz	Pass	3.1G	4G	AV	3.99483G	2.00	-76.43	-74.43	-41.20	-33.23
2480MHz	Pass	4G	5G	AV	4.96025G	2.00	-57.88	-55.88	-41.20	-14.68
2480MHz	Pass	5G	7G	AV	5.0625G	2.00	-74.26	-72.26	-41.20	-31.06
2480MHz	Pass	7G	8G	AV	7.4405G	2.00	-71.95	-69.95	-41.20	-28.75
2480MHz	Pass	8G	25G	AV	19.84847G	2.00	-63.55	-61.55	-41.20	-20.35
2480MHz	Pass	3.1G	4G	PK	3.95838G	2.00	-65.69	-63.69	-21.20	-42.49
2480MHz	Pass	4G	5G	PK	4.95975G	2.00	-53.47	-51.47	-21.20	-30.27
2480MHz	Pass	5G	7G	PK	5.2285G	2.00	-63.72	-61.72	-21.20	-40.52
2480MHz	Pass	7G	8G	PK	7.29075G	2.00	-63.25	-61.25	-21.20	-40.05
2480MHz	Pass	8G	25G	PK	19.85856G	2.00	-53.15	-51.15	-21.20	-29.95
BT-LE(2Mbps)	-	-	-	-	-	-	-	-	-	-
2404MHz	Pass	3.1G	4G	AV	3.98245G	2.00	-76.11	-74.11	-41.20	-32.91
2404MHz	Pass	4G	5G	AV	4.80725G	2.00	-55.20	-53.20	-41.20	-12.00
2404MHz	Pass	4G	5G	AV	4.809G	2.00	-54.86	-52.86	-41.20	-11.66
2404MHz	Pass	5G	7G	AV	5.0405G	2.00	-74.14	-72.14	-41.20	-30.94
2404MHz	Pass	7G	8G	AV	7.614G	2.00	-73.78	-71.78	-41.20	-30.58
2404MHz	Pass	8G	25G	AV	19.86069G	2.00	-63.57	-61.57	-41.20	-20.37
2404MHz	Pass	3.1G	4G	PK	3.62628G	2.00	-66.08	-64.08	-21.20	-42.88
2404MHz	Pass	4G	5G	PK	4.807G	2.00	-48.92	-46.92	-21.20	-25.72
2404MHz	Pass	4G	5G	PK	4.80725G	2.00	-48.96	-46.96	-21.20	-25.76
2404MHz	Pass	5G	7G	PK	5.214G	2.00	-63.85	-61.85	-21.20	-40.65
2404MHz	Pass	7G	8G	PK	7.65325G	2.00	-62.36	-60.36	-21.20	-39.16
2404MHz	Pass	8G	25G	PK	19.82669G	2.00	-53.69	-51.69	-21.20	-30.49
2440MHz	Pass	3.1G	4G	AV	3.99393G	2.00	-76.44	-74.44	-41.20	-33.24
2440MHz	Pass	4G	5G	AV	4.879G	2.00	-53.96	-51.96	-41.20	-10.76
2440MHz	Pass	4G	5G	AV	4.87925G	2.00	-54.17	-52.17	-41.20	-10.97
2440MHz	Pass	5G	7G	AV	5.0445G	2.00	-74.14	-72.14	-41.20	-30.94
2440MHz	Pass	7G	8G	AV	7.3185G	2.00	-69.44	-67.44	-41.20	-26.24
2440MHz	Pass	8G	25G	AV	19.88141G	2.00	-63.17	-61.17	-41.20	-19.97
2440MHz	Pass	3.1G	4G	PK	3.64383G	2.00	-66.01	-64.01	-21.20	-42.81
2440MHz	Pass	4G	5G	PK	4.87925G	2.00	-48.96	-46.96	-21.20	-25.76
2440MHz	Pass	4G	5G	PK	4.88125G	2.00	-48.89	-46.89	-21.20	-25.69
2440MHz	Pass	5G	7G	PK	5.042G	2.00	-63.55	-61.55	-21.20	-40.35
2440MHz	Pass	7G	8G	PK	7.32125G	2.00	-62.45	-60.45	-21.20	-39.25
2440MHz	Pass	8G	25G	PK	19.89947G	2.00	-54.26	-52.26	-21.20	-31.06
2478MHz	Pass	3.1G	4G	AV	3.5248G	2.00	-76.25	-74.25	-41.20	-33.05
2478MHz	Pass	4G	5G	AV	4.95675G	2.00	-62.34	-60.34	-41.20	-19.14
2478MHz	Pass	4G	5G	AV	4.957G	2.00	-61.89	-59.89	-41.20	-18.69
2478MHz	Pass	5G	7G	AV	5.0465G	2.00	-74.35	-72.35	-41.20	-31.15

Mode	Result	F-Start (Hz)	F-Stop (Hz)	Type	Freq (Hz)	DG (dBi)	Psum (dBm)	EIRP (dBm)	Limit (dBm)	Margin (dB)
2478MHz	Pass	7G	8G	AV	7.6015G	2.00	-73.56	-71.56	-41.20	-30.36
2478MHz	Pass	8G	25G	AV	19.85697G	2.00	-63.59	-61.59	-41.20	-20.39
2478MHz	Pass	3.1G	4G	PK	3.9712G	2.00	-65.28	-63.28	-21.20	-42.08
2478MHz	Pass	4G	5G	PK	4.95525G	2.00	-55.53	-53.53	-21.20	-32.33
2478MHz	Pass	5G	7G	PK	5.0325G	2.00	-63.70	-61.70	-21.20	-40.50
2478MHz	Pass	7G	8G	PK	7.4435G	2.00	-63.19	-61.19	-21.20	-39.99
2478MHz	Pass	8G	25G	PK	19.32041G	2.00	-54.53	-52.53	-21.20	-31.33

DG = Directional Gain ; PX=Port X; Psum=P1+P2+...PX

BT-LE(125kbps) **CSE-DTS [PK]**

2402MHz

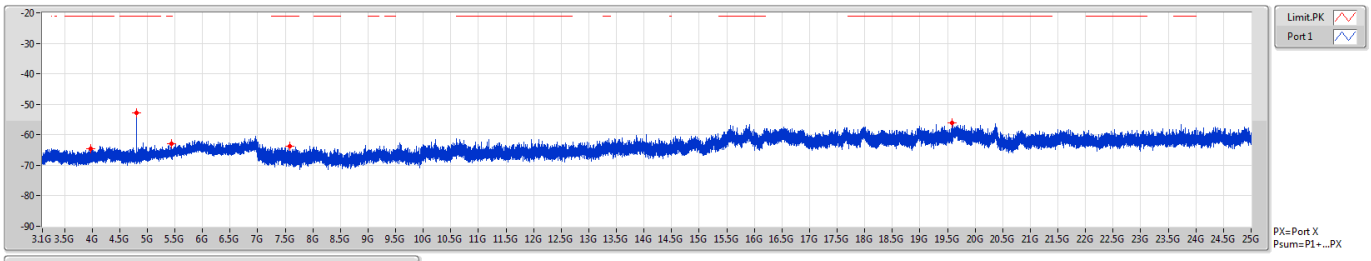

F-Start(Hz)	F-Stop(Hz)	RBW(Hz)	Type	Freq(Hz)	Psum(dBm)	P1(dBm
3.1G	4G	1M	PK	3.97233G	-64.54	-64.54
4G	5G	1M	PK	4.8045G	-52.74	-52.74
4G	5G	1M	PK	4.80475G	-52.72	-52.72
5G	7G	1M	PK	5.442G	-62.88	-62.88
7G	8G	1M	PK	7.58275G	-63.73	-63.73
8G	25G	1M	PK	19.58816G	-56.05	-56.05

BT-LE(125kbps) **CSE-DTS [AV]**

2402MHz

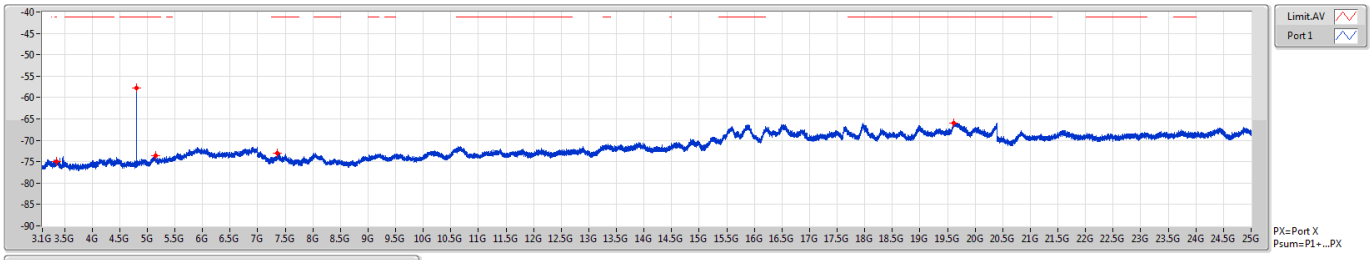

F-Start(Hz)	F-Stop(Hz)	RBW(Hz)	Type	Freq(Hz)	Psum(dBm)	P1(dBm
3.1G	4G	1M	AV	3.3565G	-74.87	-74.87
4G	5G	1M	AV	4.804G	-57.79	-57.79
4G	5G	1M	AV	4.80425G	-57.79	-57.79
5G	7G	1M	AV	5.153G	-73.68	-73.68
7G	8G	1M	AV	7.3605G	-73.04	-73.04
8G	25G	1M	AV	19.61578G	-65.89	-65.89

BT-LE(125kbps) **CSE-DTS [PK]**

2440MHz

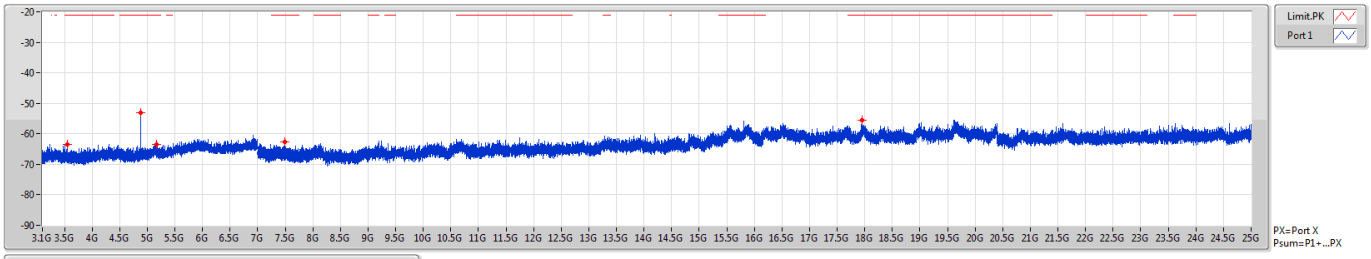

F-Start(Hz)	F-Stop(Hz)	RBW(Hz)	Type	Freq(Hz)	Psum(dBm)	P1(dBm
3.1G	4G	1M	PK	3.54573G	-63.41	-63.41
4G	5G	1M	PK	4.8795G	-53.17	-53.17
5G	7G	1M	PK	5.17G	-63.37	-63.37
7G	8G	1M	PK	7.48575G	-62.73	-62.73
8G	25G	1M	PK	17.94978G	-55.48	-55.48

BT-LE(125kbps) **CSE-DTS [AV]**

2440MHz

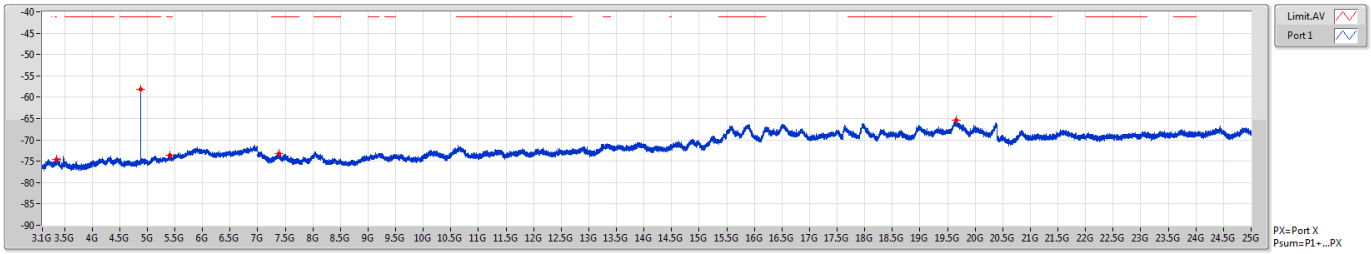

F-Start(Hz)	F-Stop(Hz)	RBW(Hz)	Type	Freq(Hz)	Psum(dBm)	P1(dBm
3.1G	4G	1M	AV	3.35515G	-74.60	-74.60
4G	5G	1M	AV	4.88G	-58.19	-58.19
5G	7G	1M	AV	5.411G	-73.63	-73.63
7G	8G	1M	AV	7.38975G	-73.16	-73.16
8G	25G	1M	AV	19.65616G	-65.41	-65.41

BT-LE(125kbps) **CSE-DTS [PK]**

2480MHz

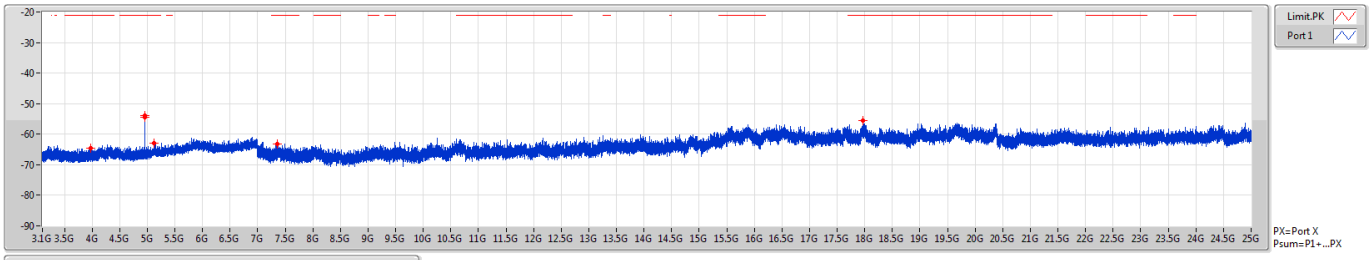

F-Start(Hz)	F-Stop(Hz)	RBW(Hz)	Type	Freq(Hz)	Psum(dBm)	P1(dBm)
3.1G	4G	1M	PK	3.97525G	-64.58	-64.58
4G	5G	1M	PK	4.9595G	-54.37	-54.37
4G	5G	1M	PK	4.96075G	-53.97	-53.97
5G	7G	1M	PK	5.122G	-62.99	-62.99
7G	8G	1M	PK	7.3495G	-63.11	-63.11
8G	25G	1M	PK	17.96519G	-55.64	-55.64

BT-LE(125kbps) **CSE-DTS [AV]**

2480MHz

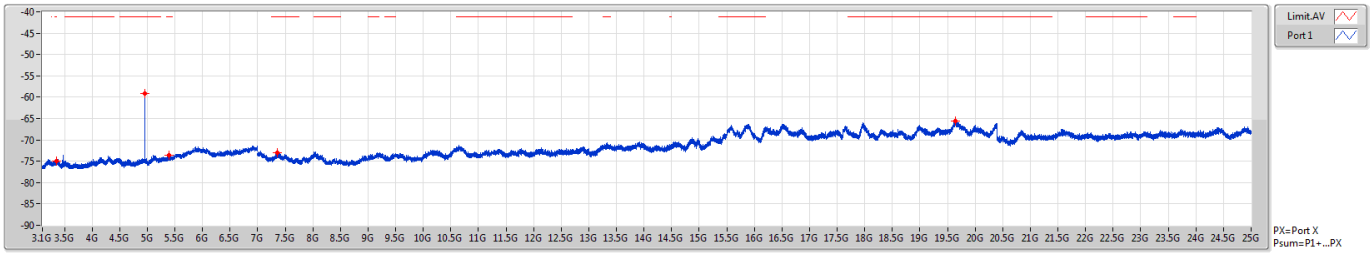

F-Start(Hz)	F-Stop(Hz)	RBW(Hz)	Type	Freq(Hz)	Psum(dBm)	P1(dBm)
3.1G	4G	1M	AV	3.35245G	-74.87	-74.87
4G	5G	1M	AV	4.96G	-59.13	-59.13
5G	7G	1M	AV	5.391G	-73.65	-73.65
7G	8G	1M	AV	7.36275G	-73.01	-73.01
8G	25G	1M	AV	19.63863G	-65.65	-65.65

BT-LE(500kbps) **CSE-DTS [PK]**

2402MHz

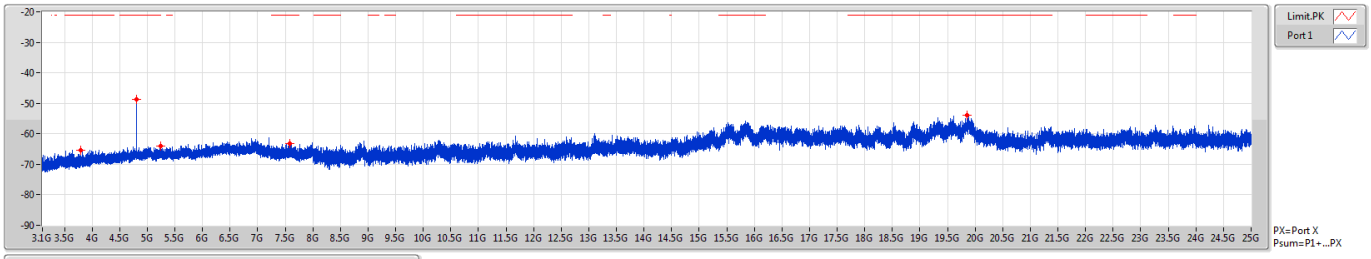

F-Start(Hz)	F-Stop(Hz)	RBW(Hz)	Type	Freq(Hz)	Psum(dBm)	P1(dBm
3.1G	4G	1M	PK	3.78895G	-65.31	-65.31
4G	5G	1M	PK	4.80375G	-48.72	-48.72
5G	7G	1M	PK	5.2475G	-64.15	-64.15
7G	8G	1M	PK	7.58525G	-63.25	-63.25
8G	25G	1M	PK	19.85325G	-53.88	-53.88

BT-LE(500kbps) **CSE-DTS [AV]**

2402MHz

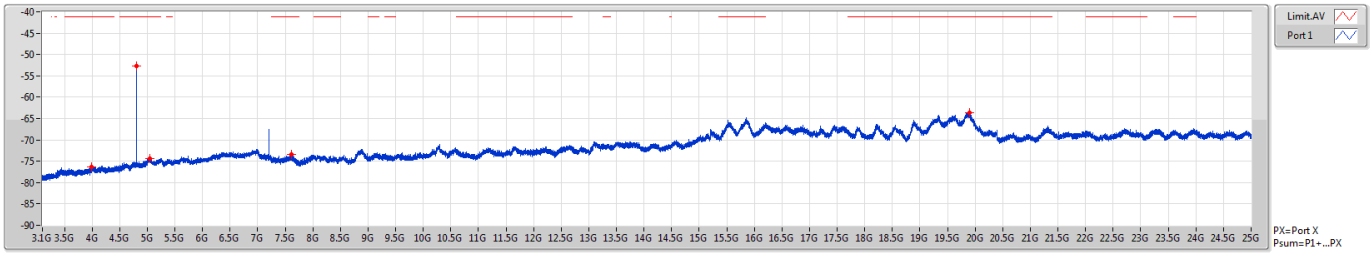

F-Start(Hz)	F-Stop(Hz)	RBW(Hz)	Type	Freq(Hz)	Psum(dBm)	P1(dBm
3.1G	4G	1M	AV	3.98673G	-76.29	-76.29
4G	5G	1M	AV	4.80375G	-52.77	-52.77
5G	7G	1M	AV	5.0465G	-74.35	-74.35
7G	8G	1M	AV	7.61275G	-73.36	-73.36
8G	25G	1M	AV	19.90213G	-63.61	-63.61

BT-LE(500kbps) **CSE-DTS [PK]**

2440MHz

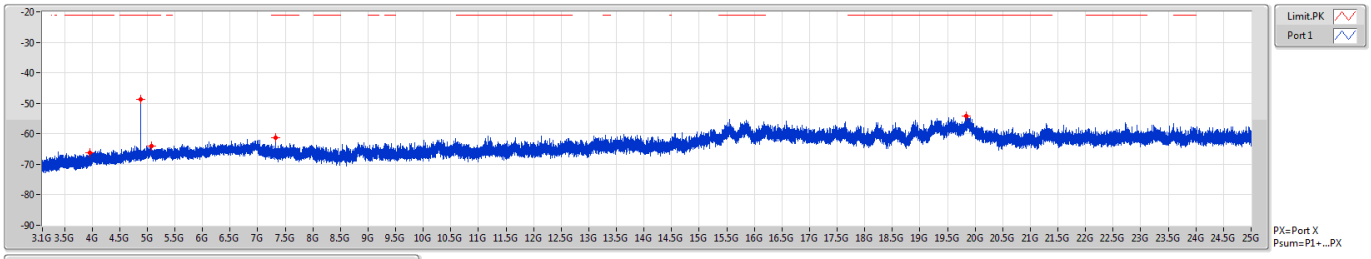

F-Start(Hz)	F-Stop(Hz)	RBW(Hz)	Type	Freq(Hz)	Psum(dBm)	P1(dBm
3.1G	4G	1M	PK	3.9604G	-66.26	-66.26
4G	5G	1M	PK	4.87975G	-48.70	-48.70
5G	7G	1M	PK	5.0725G	-64.00	-64.00
7G	8G	1M	PK	7.3195G	-61.25	-61.25
8G	25G	1M	PK	19.832G	-54.23	-54.23

BT-LE(500kbps) **CSE-DTS [AV]**

2440MHz

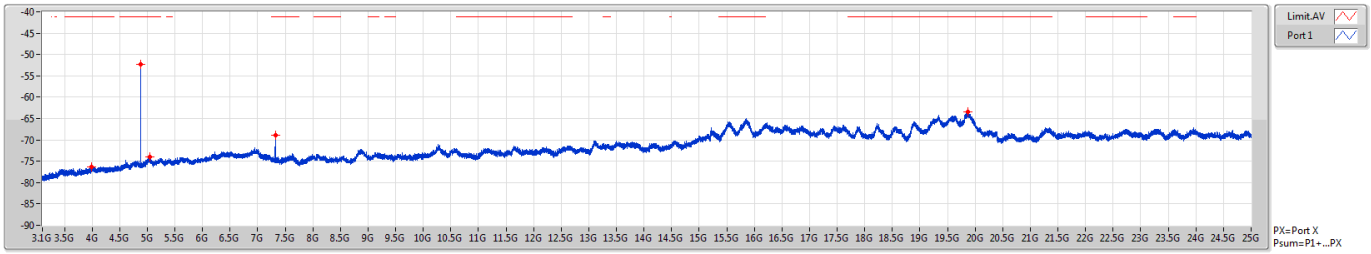

F-Start(Hz)	F-Stop(Hz)	RBW(Hz)	Type	Freq(Hz)	Psum(dBm)	P1(dBm
3.1G	4G	1M	AV	3.99663G	-76.41	-76.41
4G	5G	1M	AV	4.87975G	-52.21	-52.21
5G	7G	1M	AV	5.054G	-73.94	-73.94
7G	8G	1M	AV	7.3205G	-68.95	-68.95
8G	25G	1M	AV	19.87344G	-63.34	-63.34

BT-LE(500kbps) **CSE-DTS [PK]**

2480MHz

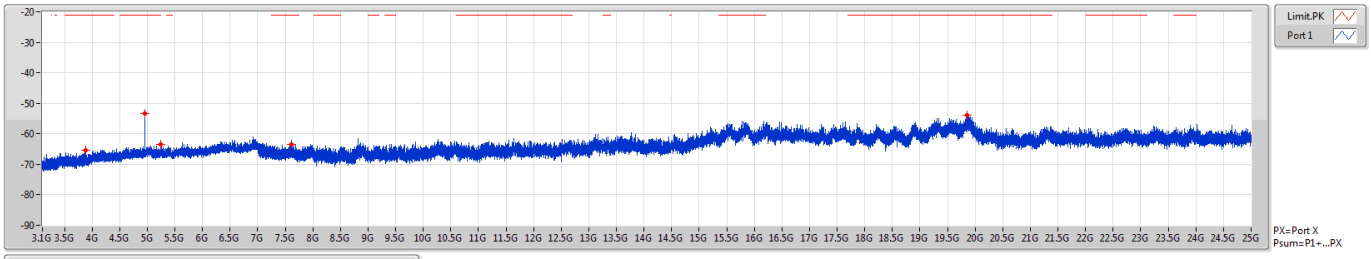

F-Start(Hz)	F-Stop(Hz)	RBW(Hz)	Type	Freq(Hz)	Psum(dBm)	P1(dBm
3.1G	4G	1M	PK	3.88953G	-65.31	-65.31
4G	5G	1M	PK	4.95975G	-53.23	-53.23
5G	7G	1M	PK	5.2375G	-63.51	-63.51
7G	8G	1M	PK	7.61825G	-63.46	-63.46
8G	25G	1M	PK	19.849G	-53.92	-53.92

BT-LE(500kbps) **CSE-DTS [AV]**

2480MHz

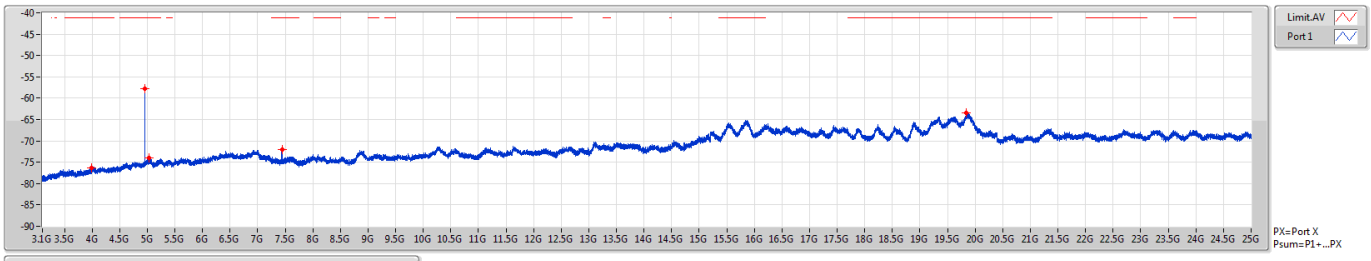

F-Start(Hz)	F-Stop(Hz)	RBW(Hz)	Type	Freq(Hz)	Psum(dBm)	P1(dBm
3.1G	4G	1M	AV	3.99078G	-76.25	-76.25
4G	5G	1M	AV	4.95975G	-57.68	-57.68
4G	5G	1M	AV	4.96G	-57.68	-57.68
5G	7G	1M	AV	5.028G	-73.99	-73.99
7G	8G	1M	AV	7.43925G	-72.12	-72.12
8G	25G	1M	AV	19.83147G	-63.40	-63.40

BT-LE(1Mbps) **CSE-DTS [PK]**

2402MHz

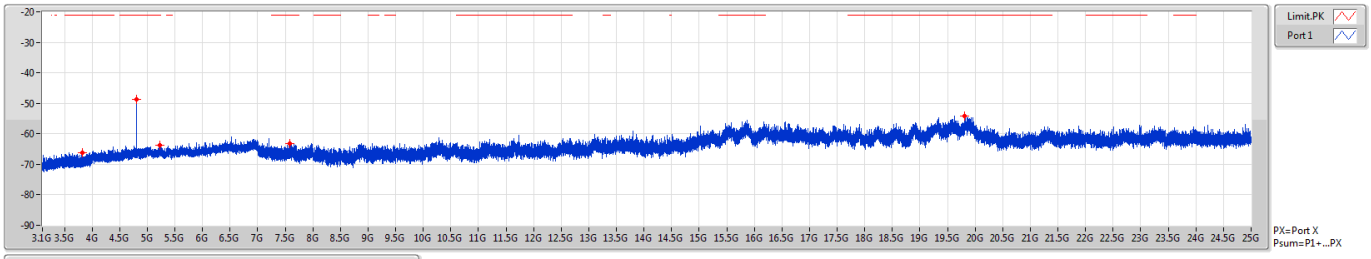

F-Start(Hz)	F-Stop(Hz)	RBW(Hz)	Type	Freq(Hz)	Psum(dBm)	P1(dBm
3.1G	4G	1M	PK	3.82923G	-66.24	-66.24
4G	5G	1M	PK	4.80375G	-48.75	-48.75
5G	7G	1M	PK	5.231G	-63.82	-63.82
7G	8G	1M	PK	7.58875G	-63.25	-63.25
8G	25G	1M	PK	19.81075G	-54.07	-54.07

BT-LE(1Mbps) **CSE-DTS [AV]**

2402MHz

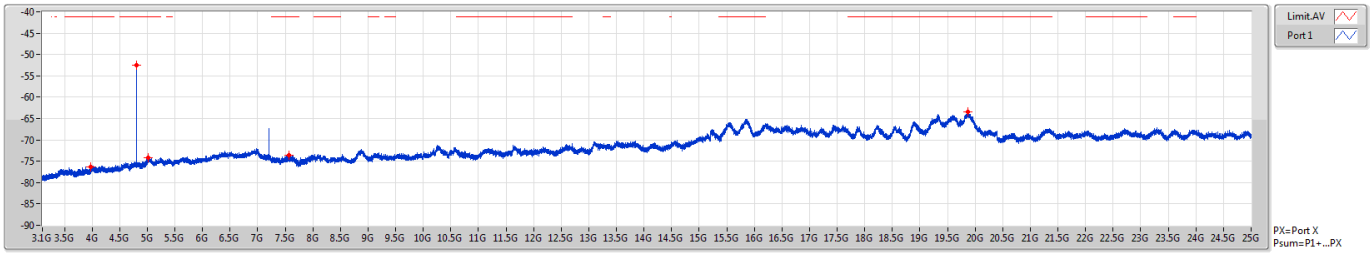

F-Start(Hz)	F-Stop(Hz)	RBW(Hz)	Type	Freq(Hz)	Psum(dBm)	P1(dBm
3.1G	4G	1M	AV	3.98178G	-76.33	-76.33
4G	5G	1M	AV	4.804G	-52.56	-52.56
5G	7G	1M	AV	5.014G	-74.12	-74.12
7G	8G	1M	AV	7.573G	-73.56	-73.56
8G	25G	1M	AV	19.86866G	-63.38	-63.38

BT-LE(1Mbps) **CSE-DTS [PK]**

2440MHz

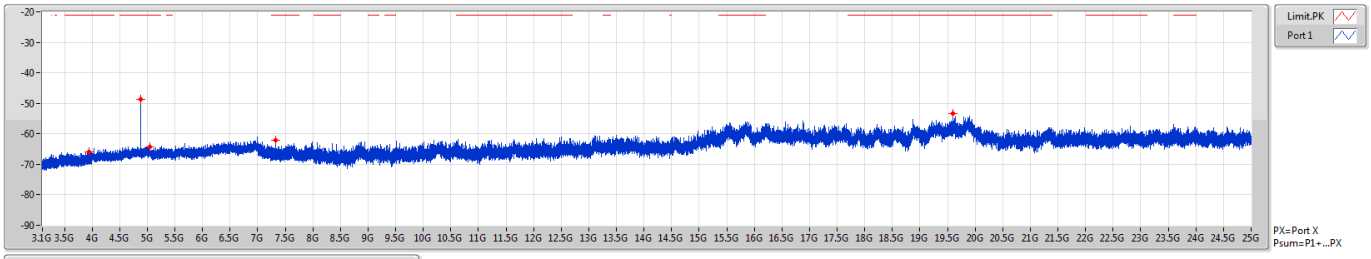

F-Start(Hz)	F-Stop(Hz)	RBW(Hz)	Type	Freq(Hz)	Psum(dBm)	P1(dBm
3.1G	4G	1M	PK	3.93835G	-65.95	-65.95
4G	5G	1M	PK	4.87975G	-48.63	-48.63
5G	7G	1M	PK	5.0435G	-64.28	-64.28
7G	8G	1M	PK	7.321G	-62.12	-62.12
8G	25G	1M	PK	19.594G	-53.48	-53.48

BT-LE(1Mbps) **CSE-DTS [AV]**

2440MHz

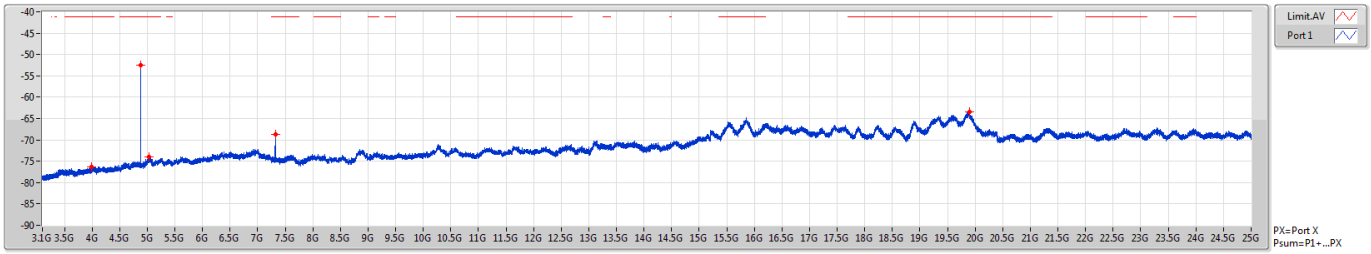

F-Start(Hz)	F-Stop(Hz)	RBW(Hz)	Type	Freq(Hz)	Psum(dBm)	P1(dBm
3.1G	4G	1M	AV	3.98403G	-76.31	-76.31
4G	5G	1M	AV	4.87975G	-52.42	-52.42
5G	7G	1M	AV	5.0315G	-73.96	-73.96
7G	8G	1M	AV	7.31925G	-68.72	-68.72
8G	25G	1M	AV	19.90531G	-63.49	-63.49

BT-LE(1Mbps) **CSE-DTS [PK]**

2480MHz

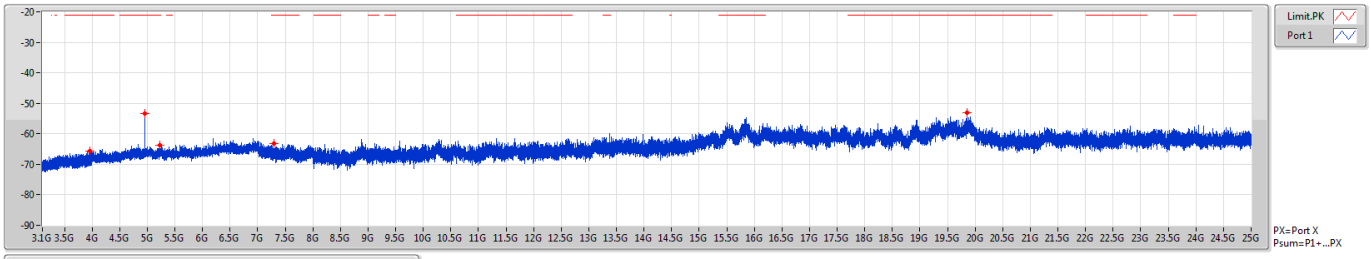

F-Start(Hz)	F-Stop(Hz)	RBW(Hz)	Type	Freq(Hz)	Psum(dBm)	P1(dBm
3.1G	4G	1M	PK	3.95838G	-65.69	-65.69
4G	5G	1M	PK	4.95975G	-53.47	-53.47
5G	7G	1M	PK	5.2285G	-63.72	-63.72
7G	8G	1M	PK	7.29075G	-63.25	-63.25
8G	25G	1M	PK	19.85856G	-53.15	-53.15

BT-LE(1Mbps) **CSE-DTS [AV]**

2480MHz

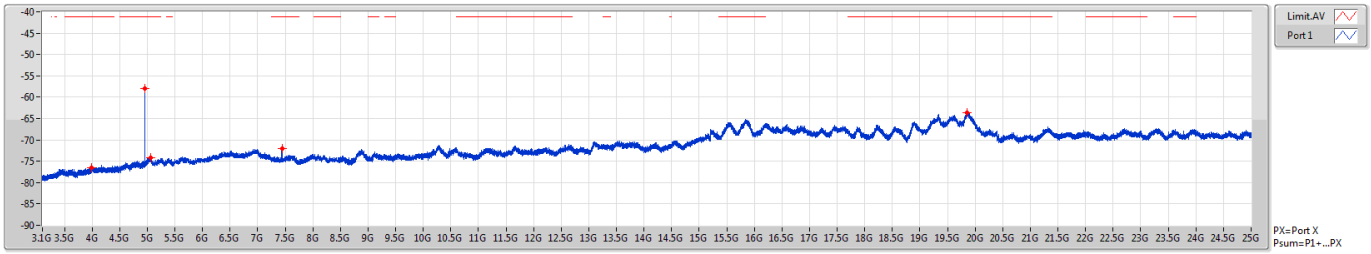

F-Start(Hz)	F-Stop(Hz)	RBW(Hz)	Type	Freq(Hz)	Psum(dBm)	P1(dBm
3.1G	4G	1M	AV	3.99483G	-76.43	-76.43
4G	5G	1M	AV	4.96025G	-57.88	-57.88
5G	7G	1M	AV	5.0625G	-74.26	-74.26
7G	8G	1M	AV	7.4405G	-71.95	-71.95
8G	25G	1M	AV	19.84847G	-63.55	-63.55

BT-LE(2Mbps) **CSE-DTS [PK]**

2404MHz

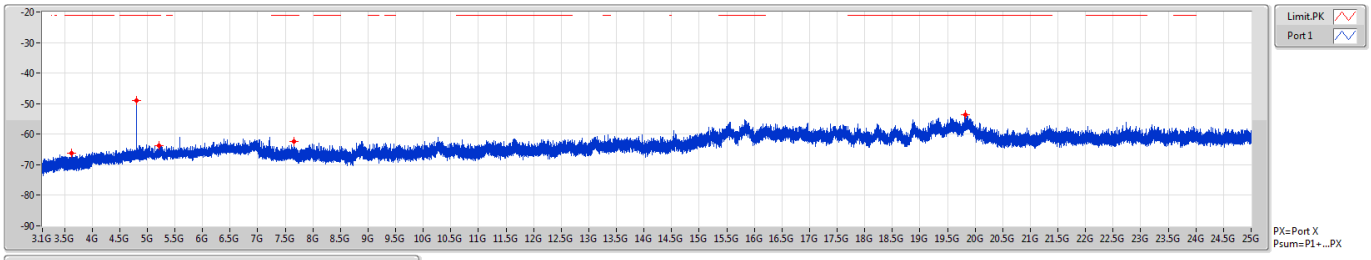

F-Start(Hz)	F-Stop(Hz)	RBW(Hz)	Type	Freq(Hz)	Psum(dBm)	P1(dBm
3.1G	4G	1M	PK	3.62628G	-66.08	-66.08
4G	5G	1M	PK	4.807G	-48.92	-48.92
4G	5G	1M	PK	4.80725G	-48.96	-48.96
5G	7G	1M	PK	5.214G	-63.85	-63.85
7G	8G	1M	PK	7.65325G	-62.36	-62.36
8G	25G	1M	PK	19.82669G	-53.69	-53.69

BT-LE(2Mbps) **CSE-DTS [AV]**

2404MHz

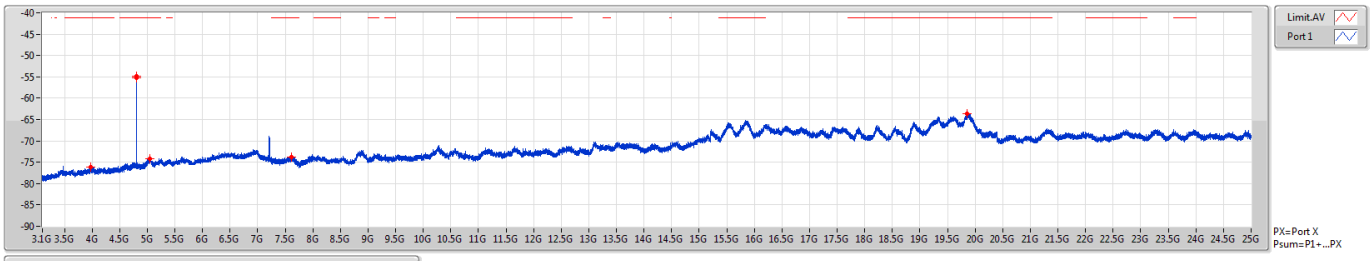

F-Start(Hz)	F-Stop(Hz)	RBW(Hz)	Type	Freq(Hz)	Psum(dBm)	P1(dBm
3.1G	4G	1M	AV	3.98245G	-76.11	-76.11
4G	5G	1M	AV	4.80725G	-55.20	-55.20
4G	5G	1M	AV	4.809G	-54.86	-54.86
5G	7G	1M	AV	5.0405G	-74.14	-74.14
7G	8G	1M	AV	7.614G	-73.78	-73.78
8G	25G	1M	AV	19.86069G	-63.57	-63.57

BT-LE(2Mbps) **CSE-DTS [PK]**

2440MHz

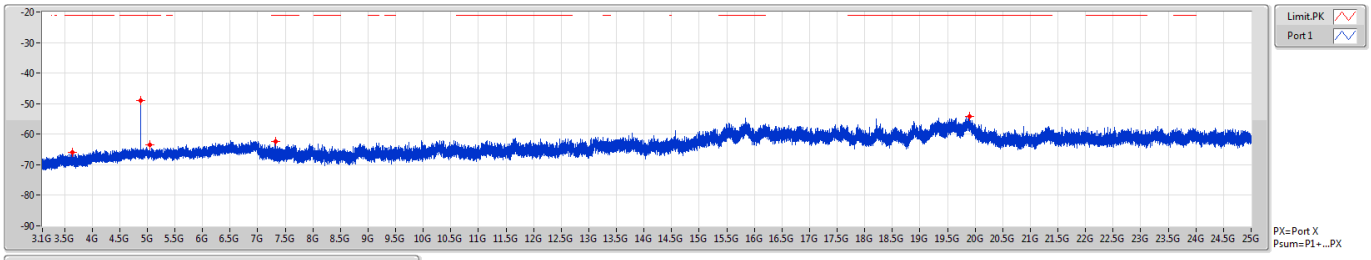

F-Start(Hz)	F-Stop(Hz)	RBW(Hz)	Type	Freq(Hz)	Psum(dBm)	P1(dBm
3.1G	4G	1M	PK	3.64383G	-66.01	-66.01
4G	5G	1M	PK	4.87925G	-48.96	-48.96
4G	5G	1M	PK	4.88125G	-48.89	-48.89
5G	7G	1M	PK	5.042G	-63.55	-63.55
7G	8G	1M	PK	7.32125G	-62.45	-62.45
8G	25G	1M	PK	19.89947G	-54.26	-54.26

BT-LE(2Mbps) **CSE-DTS [AV]**

2440MHz

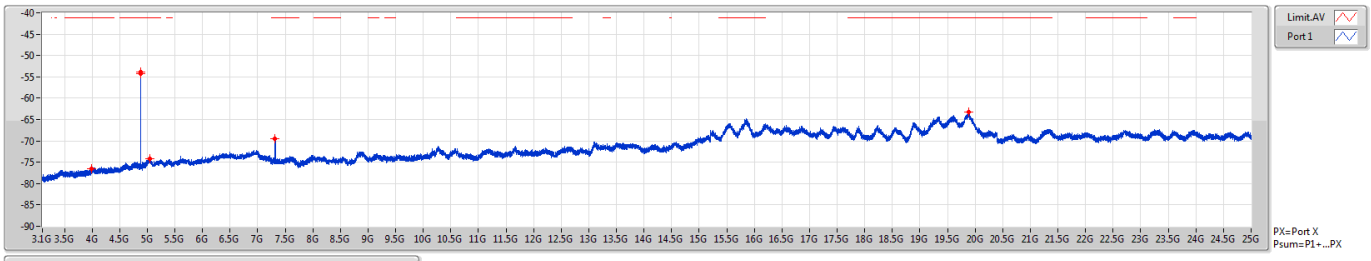

F-Start(Hz)	F-Stop(Hz)	RBW(Hz)	Type	Freq(Hz)	Psum(dBm)	P1(dBm
3.1G	4G	1M	AV	3.99393G	-76.44	-76.44
4G	5G	1M	AV	4.879G	-53.96	-53.96
4G	5G	1M	AV	4.87925G	-54.17	-54.17
5G	7G	1M	AV	5.0445G	-74.14	-74.14
7G	8G	1M	AV	7.3185G	-69.44	-69.44
8G	25G	1M	AV	19.88141G	-63.17	-63.17

BT-LE(2Mbps) **CSE-DTS [PK]**

2478MHz

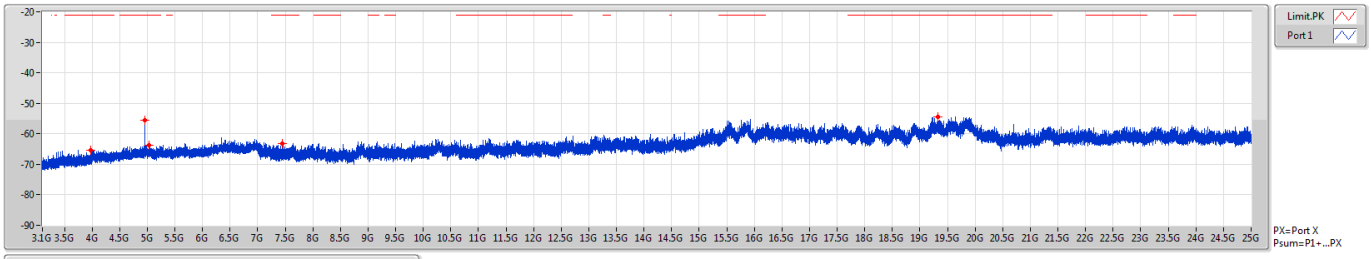

F-Start(Hz)	F-Stop(Hz)	RBW(Hz)	Type	Freq(Hz)	Psum(dBm)	P1(dBm
3.1G	4G	1M	PK	3.9712G	-65.28	-65.28
4G	5G	1M	PK	4.95525G	-55.53	-55.53
5G	7G	1M	PK	5.0325G	-63.70	-63.70
7G	8G	1M	PK	7.4435G	-63.19	-63.19
8G	25G	1M	PK	19.32041G	-54.53	-54.53

BT-LE(2Mbps) **CSE-DTS [AV]**

2478MHz

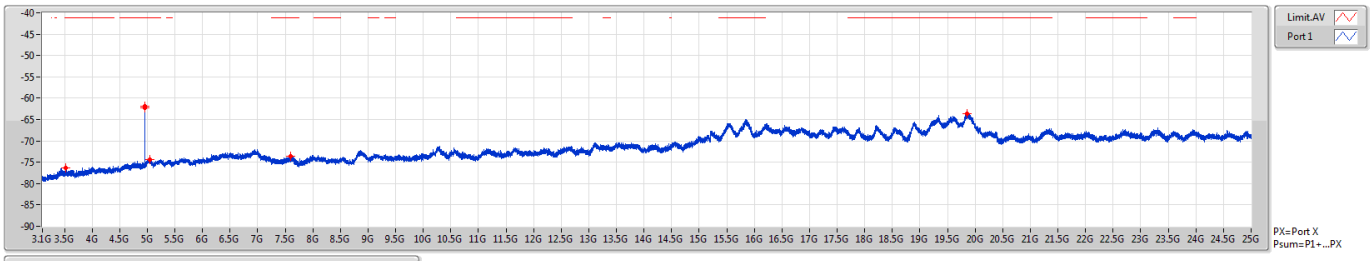

F-Start(Hz)	F-Stop(Hz)	RBW(Hz)	Type	Freq(Hz)	Psum(dBm)	P1(dBm
3.1G	4G	1M	AV	3.5248G	-76.25	-76.25
4G	5G	1M	AV	4.95675G	-62.34	-62.34
4G	5G	1M	AV	4.957G	-61.89	-61.89
5G	7G	1M	AV	5.0465G	-74.35	-74.35
7G	8G	1M	AV	7.6015G	-73.56	-73.56
8G	25G	1M	AV	19.85697G	-63.59	-63.59

Internal antenna

Unwanted Emissions (Below 1GHz)

Modulation	BT-LE (1Mbps)	**Test Freq. (MHz)**	2440
Polarization	Horizontal		

Test By :Sean Yu Temperature(℃):24 Humidity(%):63

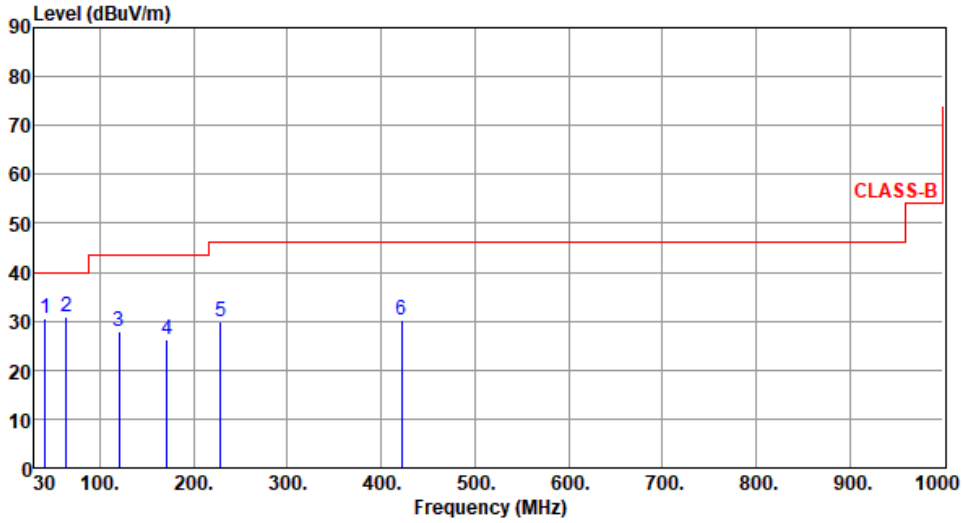

	Freq. MHz	Emission level dBuV/m	Limit dBuV/m	Margin dB	SA reading dBuV	Factor dB/m	Remark	ANT High cm	Turn Table deg
1	41.64	30.64	40.00	-9.36	39.73	-9.09	Peak	---	---
2	63.95	30.99	40.00	-9.01	40.82	-9.83	Peak	---	---
3	120.21	27.81	43.50	-15.69	38.96	-11.15	Peak	---	---
4	171.62	26.20	43.50	-17.30	35.32	-9.12	Peak	---	---
5	228.85	29.80	46.00	-16.20	41.19	-11.39	Peak	---	---
6	421.88	30.38	46.00	-15.62	34.77	-4.39	Peak	---	---

Note 1: Emission Level (dBuV/m) = SA Reading (dBuV) + Factor* (dB/m)
*Factor includes antenna factor , cable loss and amplifier gain
Note 2: Margin (dB) = Emission level (dBuV/m) – Limit (dBuV/m).
Note 3: All spurious emissions below 30MHz are more than 20 dB below the limit.

Modulation	BT-LE (1Mbps)	**Test Freq. (MHz)**	2440
Polarization	Vertical		

Test By :Sean Yu Temperature(℃):24 Humidity(%):63

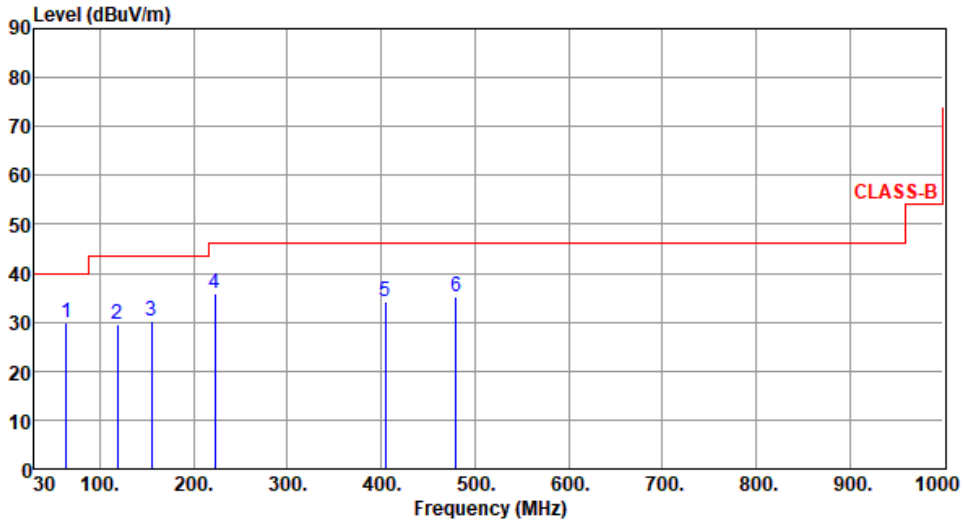

	Freq. MHz	Emission level dBuV/m	Limit dBuV/m	Margin dB	SA reading dBuV	Factor dB/m	Remark	ANT High cm	Turn Table deg
1	63.95	29.77	40.00	-10.23	39.60	-9.83	Peak	---	---
2	118.27	29.57	43.50	-13.93	40.90	-11.33	Peak	---	---
3	155.13	30.10	43.50	-13.40	38.36	-8.26	Peak	---	---
4	223.03	35.92	46.00	-10.08	47.80	-11.88	Peak	---	---
5	404.42	34.16	46.00	-11.84	38.98	-4.82	Peak	---	---
6	480.08	35.16	46.00	-10.84	38.06	-2.90	Peak	---	---

Note 1: Emission Level (dBuV/m) = SA Reading (dBuV) + Factor* (dB/m)
*Factor includes antenna factor , cable loss and amplifier gain
Note 2: Margin (dB) = Emission level (dBuV/m) – Limit (dBuV/m).
Note 3: All spurious emissions below 30MHz are more than 20 dB below the limit.

Unwanted Emissions (Above 1GHz)

Modulation	BT-LE (125kbps)	**Test Freq. (MHz)**	2402
Polarization	Horizontal		

Test By :Sean Yu Temperature(℃):25 Humidity(%):61

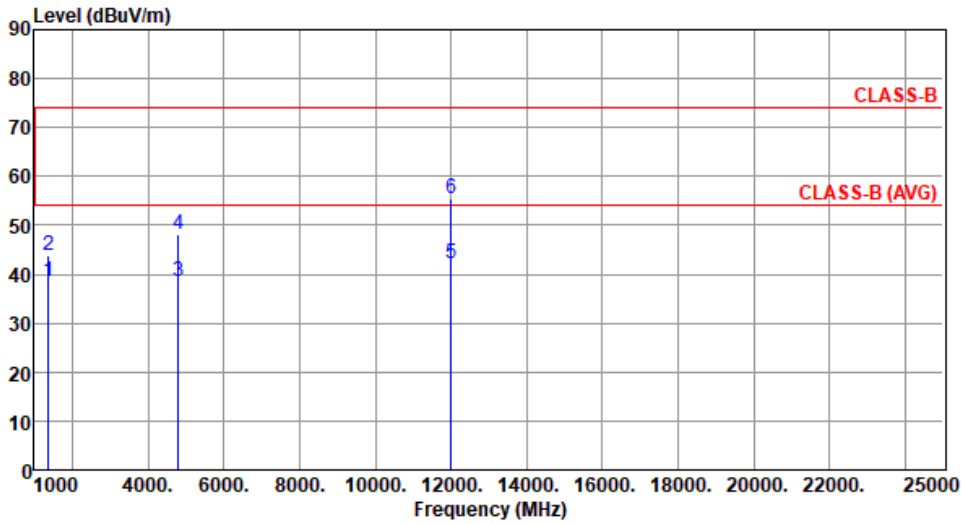

	Freq. MHz	Emission level dBuV/m	Limit dBuV/m	Margin dB	SA reading dBuV	Factor dB/m	Remark	ANT High cm	Turn Table deg
1	1375.00	38.51	54.00	-15.49	44.52	-6.01	Average	119	323
2	1375.00	43.72	74.00	-30.28	49.73	-6.01	Peak	119	323
3	4804.00	38.38	54.00	-15.62	38.76	-0.38	Average	100	230
4	4804.00	47.99	74.00	-26.01	48.37	-0.38	Peak	100	230
5	12010.00	42.12	54.00	-11.88	34.83	7.29	Average	100	186
6	12010.00	55.39	74.00	-18.61	48.10	7.29	Peak	100	186

Note 1: Emission Level (dBuV/m) = SA Reading (dBuV) + Factor* (dB/m)
*Factor includes antenna factor , cable loss and amplifier gain
Note 2: Margin (dB) = Emission level (dBuV/m) – Limit (dBuV/m).

Modulation	BT-LE (125kbps)	**Test Freq. (MHz)**	2402
Polarization	Vertical		

Test By :Sean Yu Temperature(℃):25 Humidity(%):61

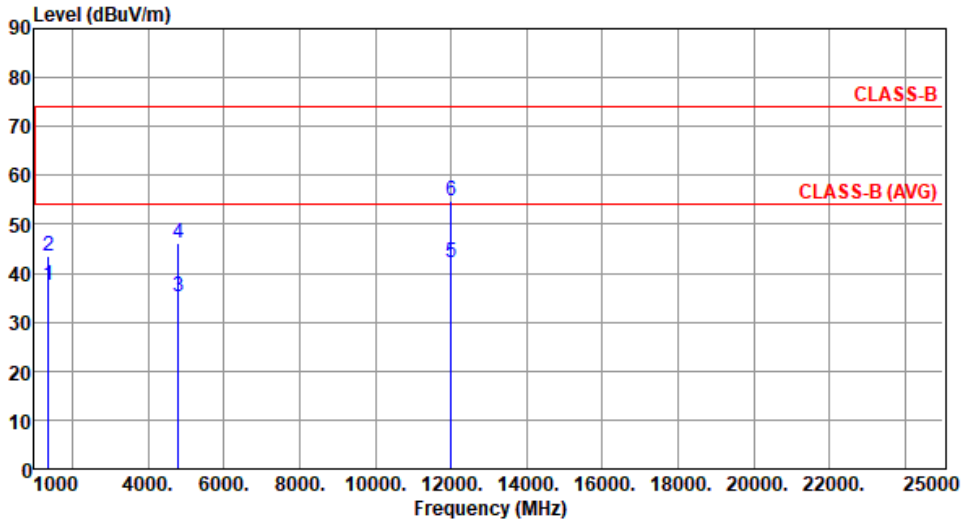

	Freq. MHz	Emission level dBuV/m	Limit dBuV/m	Margin dB	SA reading dBuV	Factor dB/m	Remark	ANT High cm	Turn Table deg
1	1375.00	37.43	54.00	-16.57	43.44	-6.01	Average	119	197
2	1375.00	43.37	74.00	-30.63	49.38	-6.01	Peak	119	197
3	4804.00	35.04	54.00	-18.96	35.42	-0.38	Average	221	32
4	4804.00	46.28	74.00	-27.72	46.66	-0.38	Peak	221	32
5	12010.00	42.06	54.00	-11.94	34.77	7.29	Average	100	231
6	12010.00	54.78	74.00	-19.22	47.49	7.29	Peak	100	231

Note 1: Emission Level (dBuV/m) = SA Reading (dBuV) + Factor* (dB/m)
*Factor includes antenna factor , cable loss and amplifier gain
Note 2: Margin (dB) = Emission level (dBuV/m) – Limit (dBuV/m).

Modulation	BT-LE (125kbps)	**Test Freq. (MHz)**	2440
Polarization	Horizontal		

Test By :Sean Yu Temperature(℃):25 Humidity(%):61

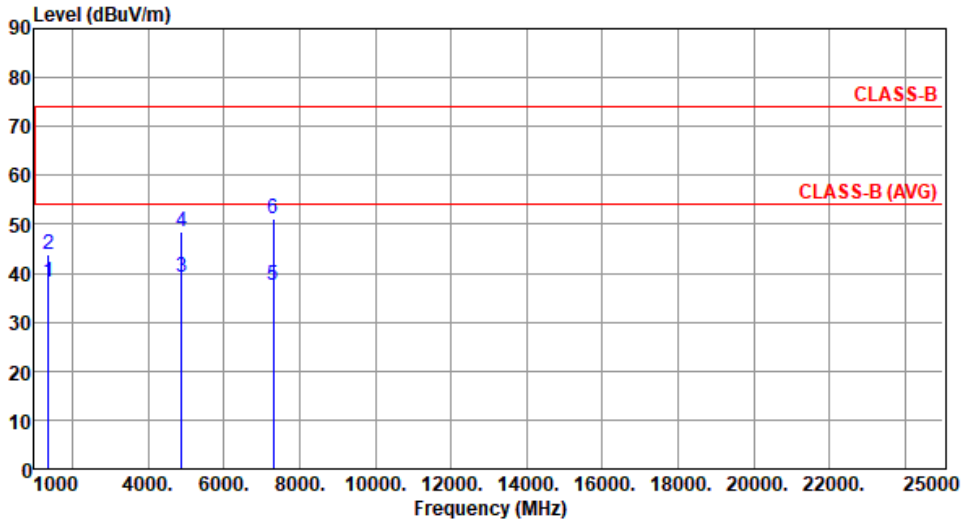

	Freq. MHz	Emission level dBuV/m	Limit dBuV/m	Margin dB	SA reading dBuV	Factor dB/m	Remark	ANT High cm	Turn Table deg
1	1375.00	38.28	54.00	-15.72	44.29	-6.01	Average	118	322
2	1375.00	43.69	74.00	-30.31	49.70	-6.01	Peak	118	322
3	4880.00	39.15	54.00	-14.85	39.49	-0.34	Average	100	220
4	4880.00	48.54	74.00	-25.46	48.88	-0.34	Peak	100	220
5	7320.00	37.60	54.00	-16.40	31.83	5.77	Average	100	56
6	7320.00	51.27	74.00	-22.73	45.50	5.77	Peak	100	56

Note 1: Emission Level (dBuV/m) = SA Reading (dBuV) + Factor* (dB/m)
*Factor includes antenna factor , cable loss and amplifier gain
Note 2: Margin (dB) = Emission level (dBuV/m) – Limit (dBuV/m).

Modulation	BT-LE (125kbps)	**Test Freq. (MHz)**	2440
Polarization	Vertical		

Test By :Sean Yu Temperature(℃):25 Humidity(%):61

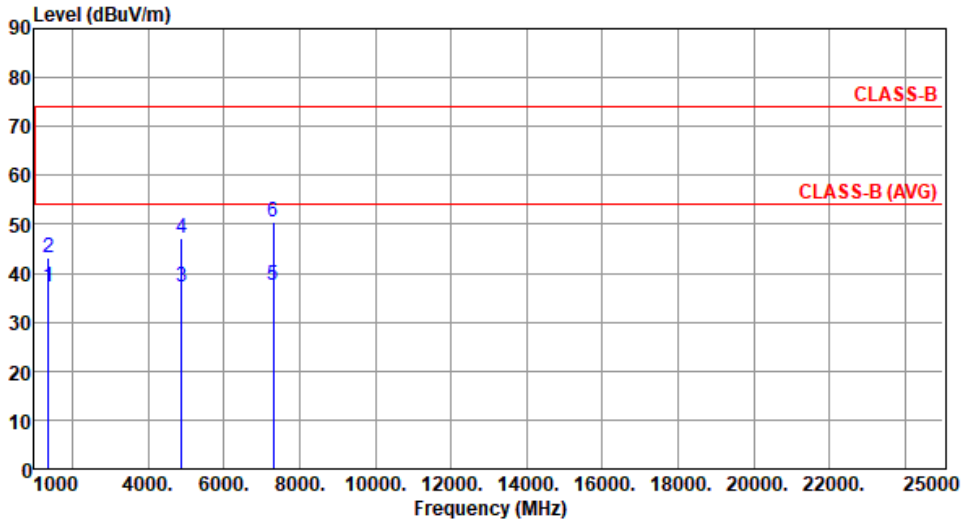

	Freq. MHz	Emission level dBuV/m	Limit dBuV/m	Margin dB	SA reading dBuV	Factor dB/m	Remark	ANT High cm	Turn Table deg
1	1375.00	37.31	54.00	-16.69	43.32	-6.01	Average	119	195
2	1375.00	43.19	74.00	-30.81	49.20	-6.01	Peak	119	195
3	4880.00	37.04	54.00	-16.96	37.38	-0.34	Average	215	30
4	4880.00	47.18	74.00	-26.82	47.52	-0.34	Peak	215	30
5	7320.00	37.60	54.00	-16.40	31.83	5.77	Average	100	123
6	7320.00	50.47	74.00	-23.53	44.70	5.77	Peak	100	123

Note 1: Emission Level (dBuV/m) = SA Reading (dBuV) + Factor* (dB/m)
*Factor includes antenna factor , cable loss and amplifier gain
Note 2: Margin (dB) = Emission level (dBuV/m) – Limit (dBuV/m).

Modulation	BT-LE (125kbps)	**Test Freq. (MHz)**	2480
Polarization	Horizontal		

Test By :Sean Yu Temperature(℃):25 Humidity(%):61

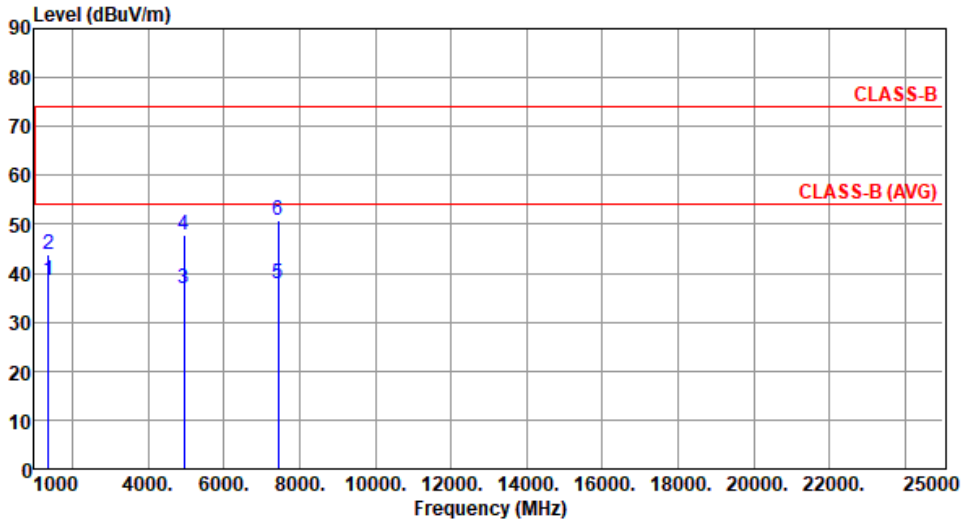

	Freq. MHz	Emission level dBuV/m	Limit dBuV/m	Margin dB	SA reading dBuV	Factor dB/m	Remark	ANT High cm	Turn Table deg
1	1375.00	38.52	54.00	-15.48	44.53	-6.01	Average	117	321
2	1375.00	43.82	74.00	-30.18	49.83	-6.01	Peak	117	321
3	4960.00	36.98	54.00	-17.02	37.00	-0.02	Average	100	229
4	4960.00	47.74	74.00	-26.26	47.76	-0.02	Peak	100	229
5	7440.00	37.94	54.00	-16.06	32.28	5.66	Average	100	137
6	7440.00	50.71	74.00	-23.29	45.05	5.66	Peak	100	137

Note 1: Emission Level (dBuV/m) = SA Reading (dBuV) + Factor* (dB/m)
*Factor includes antenna factor , cable loss and amplifier gain
Note 2: Margin (dB) = Emission level (dBuV/m) – Limit (dBuV/m).

Modulation	BT-LE (125kbps)	**Test Freq. (MHz)**	2480
Polarization	Vertical		

Test By :Sean Yu Temperature(℃):25 Humidity(%):61

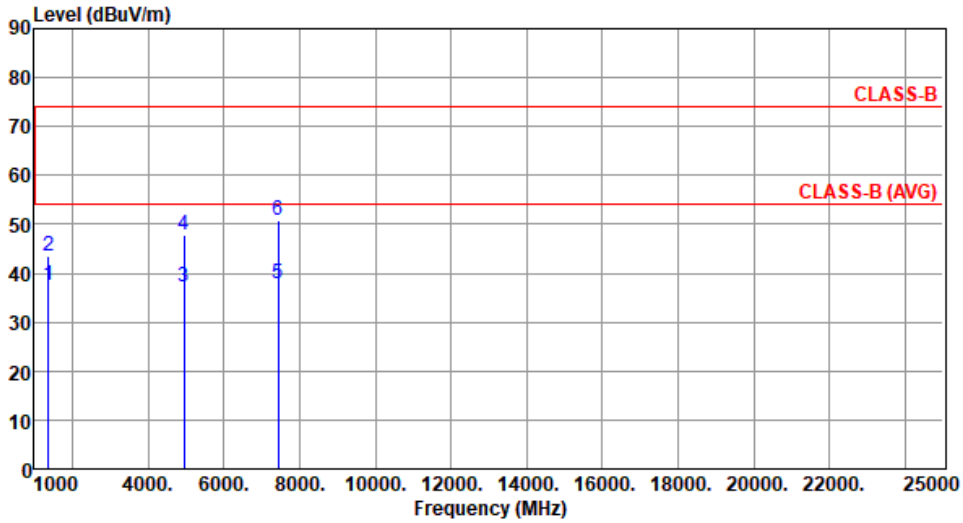

	Freq. MHz	Emission level dBuV/m	Limit dBuV/m	Margin dB	SA reading dBuV	Factor dB/m	Remark	ANT High cm	Turn Table deg
1	1375.00	37.50	54.00	-16.50	43.51	-6.01	Average	118	196
2	1375.00	43.45	74.00	-30.55	49.46	-6.01	Peak	118	196
3	4960.00	37.27	54.00	-16.73	37.29	-0.02	Average	226	29
4	4960.00	47.70	74.00	-26.30	47.72	-0.02	Peak	226	29
5	7440.00	37.79	54.00	-16.21	32.13	5.66	Average	100	188
6	7440.00	50.70	74.00	-23.30	45.04	5.66	Peak	100	188

Note 1: Emission Level (dBuV/m) = SA Reading (dBuV) + Factor* (dB/m)
*Factor includes antenna factor , cable loss and amplifier gain
Note 2: Margin (dB) = Emission level (dBuV/m) – Limit (dBuV/m).

Modulation	BT-LE (500kbps)	**Test Freq. (MHz)**	2402
Polarization	Horizontal		

Test By :Sean Yu Temperature(℃):25 Humidity(%):61

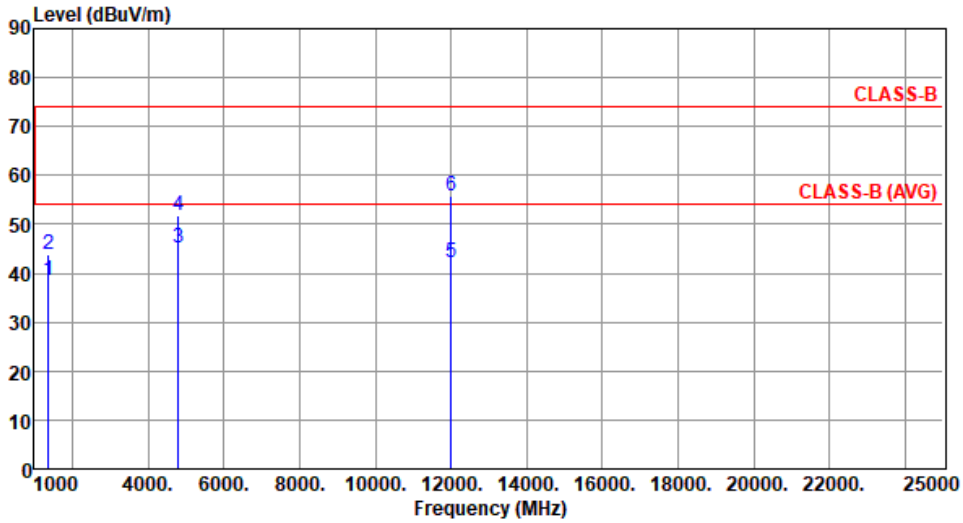

	Freq. MHz	Emission level dBuV/m	Limit dBuV/m	Margin dB	SA reading dBuV	Factor dB/m	Remark	ANT High cm	Turn Table deg
1	1375.00	38.47	54.00	-15.53	44.48	-6.01	Average	116	321
2	1375.00	43.75	74.00	-30.25	49.76	-6.01	Peak	116	321
3	4804.00	45.06	54.00	-8.94	45.44	-0.38	Average	100	230
4	4804.00	51.88	74.00	-22.12	52.26	-0.38	Peak	100	230
5	12010.00	42.31	54.00	-11.69	35.02	7.29	Average	100	128
6	12010.00	55.67	74.00	-18.33	48.38	7.29	Peak	100	128

Note 1: Emission Level (dBuV/m) = SA Reading (dBuV) + Factor* (dB/m)
*Factor includes antenna factor , cable loss and amplifier gain
Note 2: Margin (dB) = Emission level (dBuV/m) – Limit (dBuV/m).

Modulation	BT-LE (500kbps)	**Test Freq. (MHz)**	2402
Polarization	Vertical		

Test By :Sean Yu Temperature(℃):25 Humidity(%):61

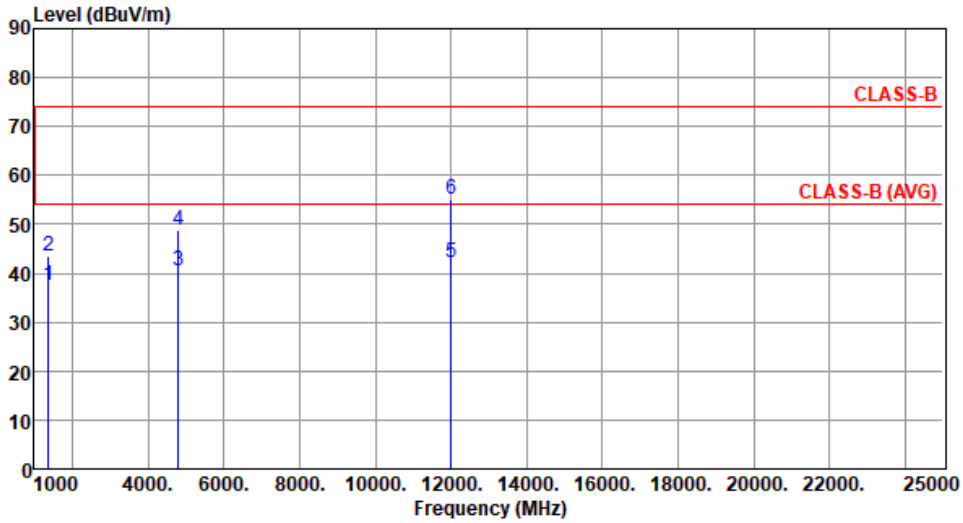

	Freq. MHz	Emission level dBuV/m	Limit dBuV/m	Margin dB	SA reading dBuV	Factor dB/m	Remark	ANT High cm	Turn Table deg
1	1375.00	37.55	54.00	-16.45	43.56	-6.01	Average	118	199
2	1375.00	43.41	74.00	-30.59	49.42	-6.01	Peak	118	199
3	4804.00	40.37	54.00	-13.63	40.75	-0.38	Average	208	34
4	4804.00	48.71	74.00	-25.29	49.09	-0.38	Peak	208	34
5	12010.00	42.13	54.00	-11.87	34.84	7.29	Average	100	67
6	12010.00	55.10	74.00	-18.90	47.81	7.29	Peak	100	67

Note 1: Emission Level (dBuV/m) = SA Reading (dBuV) + Factor* (dB/m)
*Factor includes antenna factor , cable loss and amplifier gain
Note 2: Margin (dB) = Emission level (dBuV/m) – Limit (dBuV/m).

Modulation	BT-LE (500kbps)	**Test Freq. (MHz)**	2440
Polarization	Horizontal		

Test By :Sean Yu Temperature(℃):25 Humidity(%):61

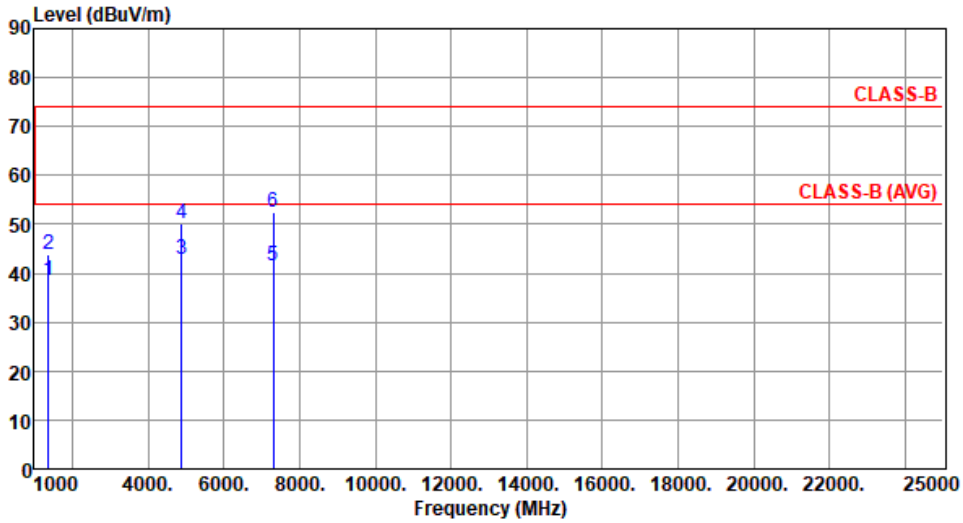

	Freq. MHz	Emission level dBuV/m	Limit dBuV/m	Margin dB	SA reading dBuV	Factor dB/m	Remark	ANT High cm	Turn Table deg
1	1375.00	38.53	54.00	-15.47	44.54	-6.01	Average	118	320
2	1375.00	43.82	74.00	-30.18	49.83	-6.01	Peak	118	320
3	4880.00	42.86	54.00	-11.14	43.20	-0.34	Average	100	228
4	4880.00	50.00	74.00	-24.00	50.34	-0.34	Peak	100	228
5	7320.00	41.41	54.00	-12.59	35.64	5.77	Average	233	291
6	7320.00	52.51	74.00	-21.49	46.74	5.77	Peak	233	291

Note 1: Emission Level (dBuV/m) = SA Reading (dBuV) + Factor* (dB/m)
*Factor includes antenna factor , cable loss and amplifier gain
Note 2: Margin (dB) = Emission level (dBuV/m) – Limit (dBuV/m).

Modulation	BT-LE (500kbps)	**Test Freq. (MHz)**	2440
Polarization	Vertical		

Test By :Sean Yu Temperature(℃):25 Humidity(%):61

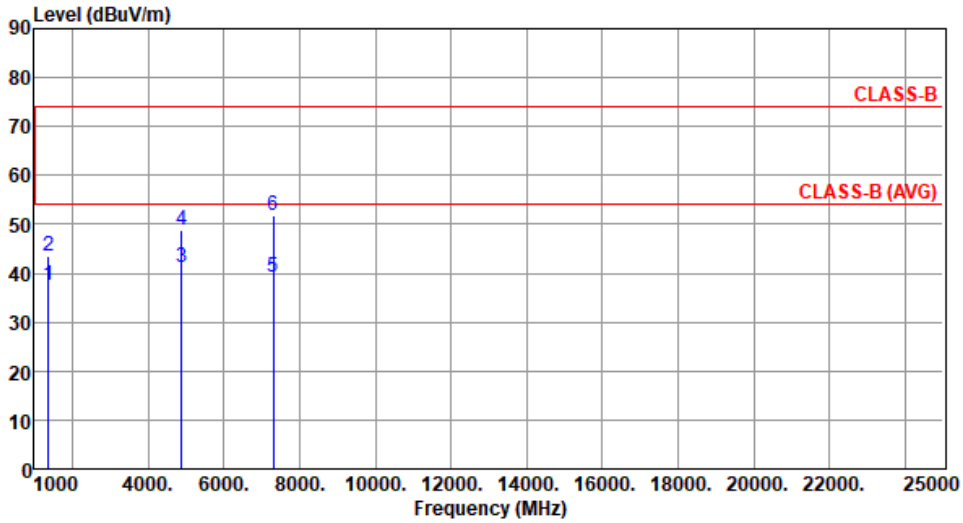

	Freq. MHz	Emission level dBuV/m	Limit dBuV/m	Margin dB	SA reading dBuV	Factor dB/m	Remark	ANT High cm	Turn Table deg
1	1375.00	37.50	54.00	-16.50	43.51	-6.01	Average	117	194
2	1375.00	43.50	74.00	-30.50	49.51	-6.01	Peak	117	194
3	4880.00	41.14	54.00	-12.86	41.48	-0.34	Average	217	30
4	4880.00	48.87	74.00	-25.13	49.21	-0.34	Peak	217	30
5	7320.00	39.17	54.00	-14.83	33.40	5.77	Average	162	322
6	7320.00	51.69	74.00	-22.31	45.92	5.77	Peak	162	322

Note 1: Emission Level (dBuV/m) = SA Reading (dBuV) + Factor* (dB/m)
*Factor includes antenna factor , cable loss and amplifier gain
Note 2: Margin (dB) = Emission level (dBuV/m) – Limit (dBuV/m).

Modulation	BT-LE (500kbps)	**Test Freq. (MHz)**	2480
Polarization	Horizontal		

Test By :Sean Yu Temperature(℃):25 Humidity(%):61

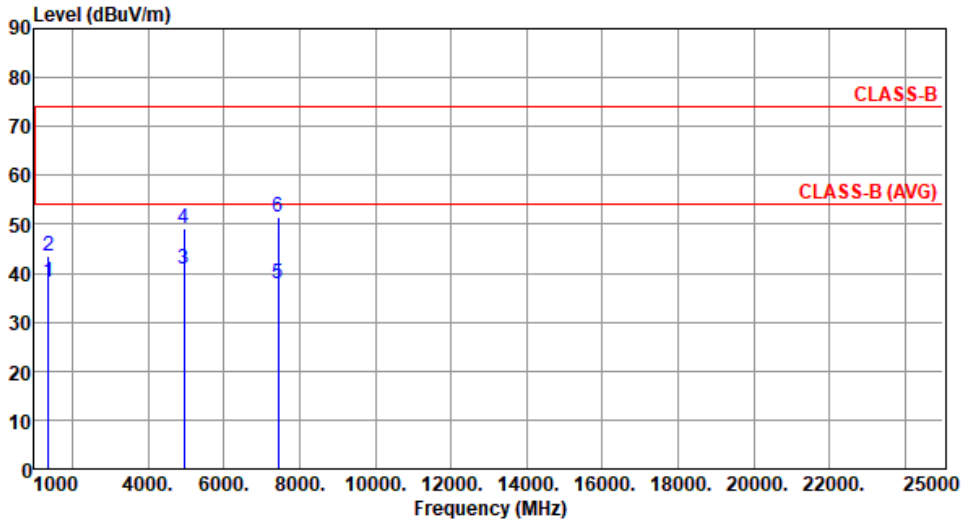

	Freq. MHz	Emission level dBuV/m	Limit dBuV/m	Margin dB	SA reading dBuV	Factor dB/m	Remark	ANT High cm	Turn Table deg
1	1375.00	38.26	54.00	-15.74	44.27	-6.01	Average	119	320
2	1375.00	43.57	74.00	-30.43	49.58	-6.01	Peak	119	320
3	4960.00	40.69	54.00	-13.31	40.71	-0.02	Average	100	231
4	4960.00	49.07	74.00	-24.93	49.09	-0.02	Peak	100	231
5	7440.00	38.01	54.00	-15.99	32.35	5.66	Average	100	144
6	7440.00	51.55	74.00	-22.45	45.89	5.66	Peak	100	144

Note 1: Emission Level (dBuV/m) = SA Reading (dBuV) + Factor* (dB/m)
*Factor includes antenna factor , cable loss and amplifier gain
Note 2: Margin (dB) = Emission level (dBuV/m) – Limit (dBuV/m).

Modulation	BT-LE (500kbps)	**Test Freq. (MHz)**	2480
Polarization	Vertical		

Test By :Sean Yu Temperature(℃):25 Humidity(%):61

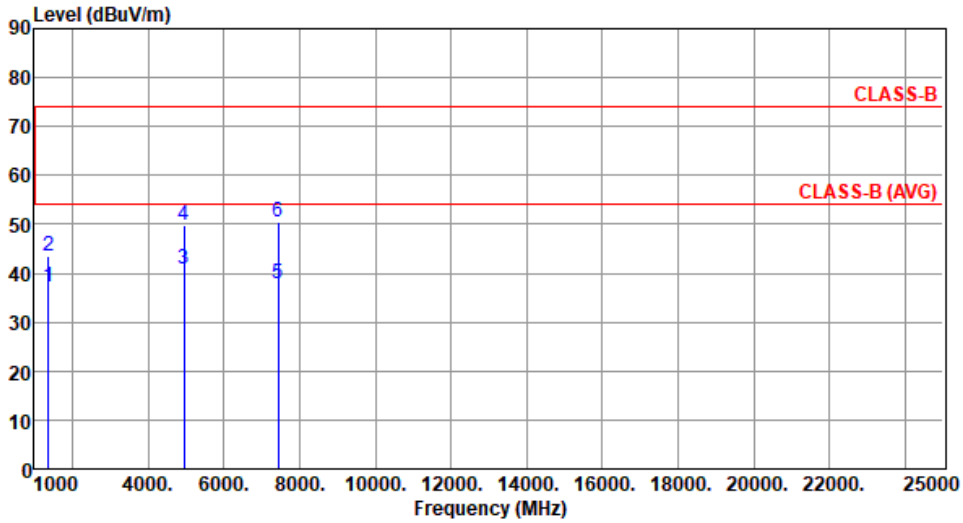

	Freq. MHz	Emission level dBuV/m	Limit dBuV/m	Margin dB	SA reading dBuV	Factor dB/m	Remark	ANT High cm	Turn Table deg
1	1375.00	37.36	54.00	-16.64	43.37	-6.01	Average	119	198
2	1375.00	43.39	74.00	-30.61	49.40	-6.01	Peak	119	198
3	4960.00	40.84	54.00	-13.16	40.86	-0.02	Average	215	32
4	4960.00	49.80	74.00	-24.20	49.82	-0.02	Peak	215	32
5	7440.00	37.79	54.00	-16.21	32.13	5.66	Average	100	167
6	7440.00	50.61	74.00	-23.39	44.95	5.66	Peak	100	167

Note 1: Emission Level (dBuV/m) = SA Reading (dBuV) + Factor* (dB/m)
*Factor includes antenna factor , cable loss and amplifier gain
Note 2: Margin (dB) = Emission level (dBuV/m) – Limit (dBuV/m).

Modulation	BT-LE (1Mbps)	**Test Freq. (MHz)**	2402
Polarization	Horizontal		

Test By :Sean Yu Temperature(℃):25 Humidity(%):61

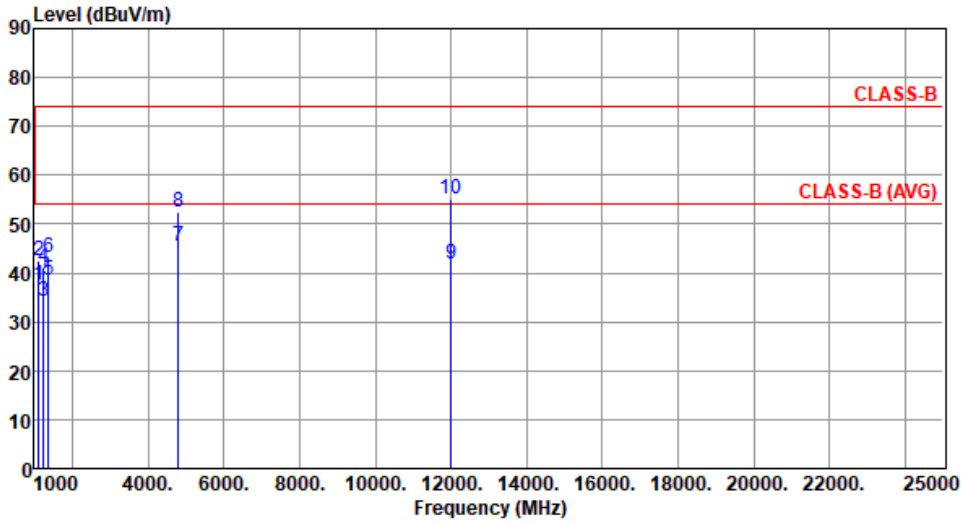

	Freq. MHz	Emission level dBuV/m	Limit dBuV/m	Margin dB	SA reading dBuV	Factor dB/m	Remark	ANT High cm	Turn Table deg
1	1125.00	37.51	54.00	-16.49	44.07	-6.56	Average	101	343
2	1125.00	42.65	74.00	-31.35	49.21	-6.56	Peak	101	343
3	1250.00	34.04	54.00	-19.96	40.37	-6.33	Average	100	335
4	1250.00	41.11	74.00	-32.89	47.44	-6.33	Peak	100	335
5	1375.00	38.46	54.00	-15.54	44.47	-6.01	Average	115	324
6	1375.00	43.14	74.00	-30.86	49.15	-6.01	Peak	115	324
7	4804.00	45.57	54.00	-8.43	45.95	-0.38	Average	100	223
8	4804.00	52.34	74.00	-21.66	52.72	-0.38	Peak	100	223
9	12010.00	41.94	54.00	-12.06	34.65	7.29	Average	100	58
10	12010.00	55.14	74.00	-18.86	47.85	7.29	Peak	100	58

Note 1: Emission Level (dBuV/m) = SA Reading (dBuV) + Factor* (dB/m)
*Factor includes antenna factor , cable loss and amplifier gain
Note 2: Margin (dB) = Emission level (dBuV/m) – Limit (dBuV/m).

Modulation	BT-LE (1Mbps)	**Test Freq. (MHz)**	2402
Polarization	Vertical		

Test By :Sean Yu Temperature(℃):25 Humidity(%):61

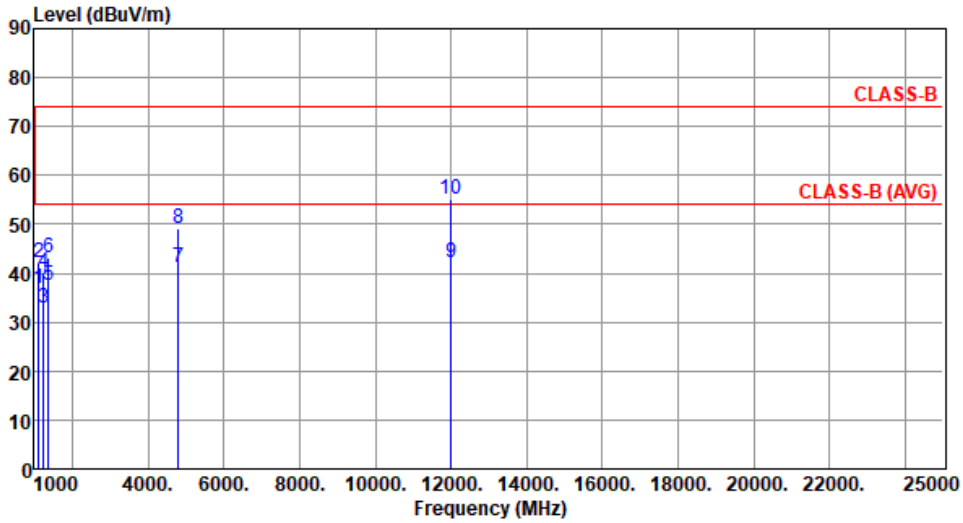

	Freq. MHz	Emission level dBuV/m	Limit dBuV/m	Margin dB	SA reading dBuV	Factor dB/m	Remark	ANT High cm	Turn Table deg
1	1125.00	36.78	54.00	-17.22	43.34	-6.56	Average	138	203
2	1125.00	42.04	74.00	-31.96	48.60	-6.56	Peak	138	203
3	1250.00	32.96	54.00	-21.04	39.29	-6.33	Average	130	205
4	1250.00	40.28	74.00	-33.72	46.61	-6.33	Peak	130	205
5	1375.00	37.62	54.00	-16.38	43.63	-6.01	Average	115	208
6	1375.00	43.01	74.00	-30.99	49.02	-6.01	Peak	115	208
7	4804.00	41.21	54.00	-12.79	41.59	-0.38	Average	206	33
8	4804.00	49.07	74.00	-24.93	49.45	-0.38	Peak	206	33
9	12010.00	42.14	54.00	-11.86	34.85	7.29	Average	100	126
10	12010.00	55.08	74.00	-18.92	47.79	7.29	Peak	100	126

Note 1: Emission Level (dBuV/m) = SA Reading (dBuV) + Factor* (dB/m)
*Factor includes antenna factor , cable loss and amplifier gain
Note 2: Margin (dB) = Emission level (dBuV/m) – Limit (dBuV/m).

Modulation	BT-LE (1Mbps)	**Test Freq. (MHz)**	2440
Polarization	Horizontal		

Test By :Sean Yu Temperature(℃):25 Humidity(%):61

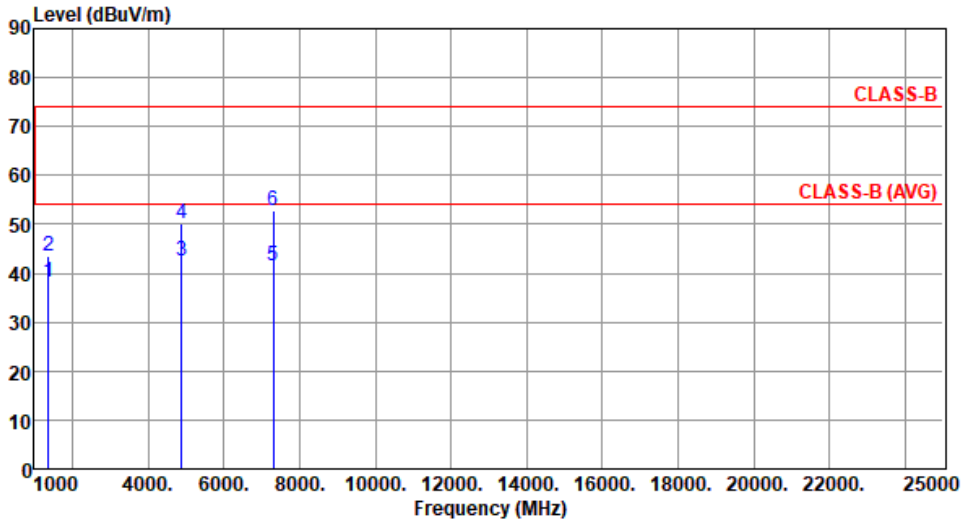

	Freq. MHz	Emission level dBuV/m	Limit dBuV/m	Margin dB	SA reading dBuV	Factor dB/m	Remark	ANT High cm	Turn Table deg
1	1375.00	38.22	54.00	-15.78	44.23	-6.01	Average	116	324
2	1375.00	43.45	74.00	-30.55	49.46	-6.01	Peak	116	324
3	4880.00	42.53	54.00	-11.47	42.87	-0.34	Average	100	218
4	4880.00	49.99	74.00	-24.01	50.33	-0.34	Peak	100	218
5	7320.00	41.48	54.00	-12.52	35.71	5.77	Average	228	295
6	7320.00	52.67	74.00	-21.33	46.90	5.77	Peak	228	295

Note 1: Emission Level (dBuV/m) = SA Reading (dBuV) + Factor* (dB/m)
*Factor includes antenna factor , cable loss and amplifier gain
Note 2: Margin (dB) = Emission level (dBuV/m) – Limit (dBuV/m).

Modulation	BT-LE (1Mbps)	**Test Freq. (MHz)**	2440
Polarization	Vertical		

Test By :Sean Yu Temperature(℃):25 Humidity(%):61

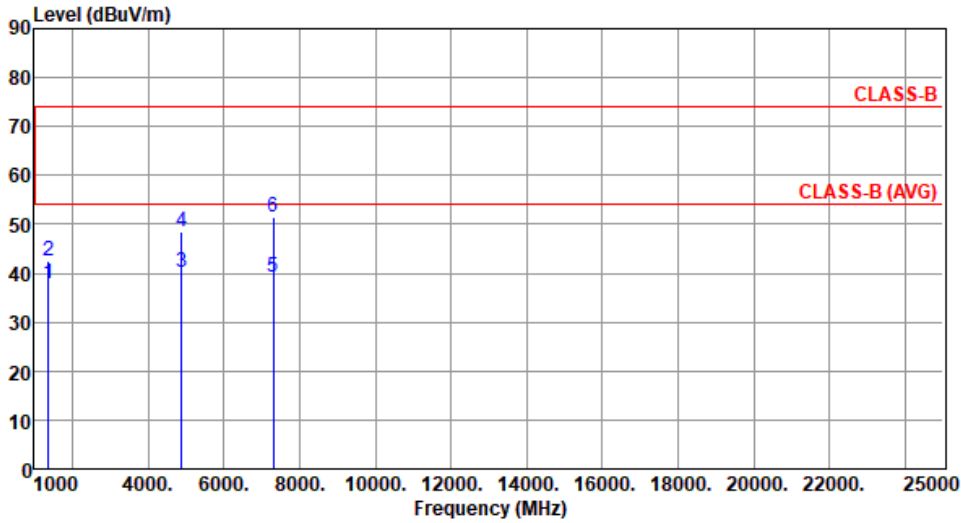

	Freq. MHz	Emission level dBuV/m	Limit dBuV/m	Margin dB	SA reading dBuV	Factor dB/m	Remark	ANT High cm	Turn Table deg
1	1375.00	38.02	54.00	-15.98	44.03	-6.01	Average	113	206
2	1375.00	42.64	74.00	-31.36	48.65	-6.01	Peak	113	206
3	4880.00	40.13	54.00	-13.87	40.47	-0.34	Average	214	30
4	4880.00	48.42	74.00	-25.58	48.76	-0.34	Peak	214	30
5	7320.00	39.34	54.00	-14.66	33.57	5.77	Average	165	314
6	7320.00	51.39	74.00	-22.61	45.62	5.77	Peak	165	314

Note 1: Emission Level (dBuV/m) = SA Reading (dBuV) + Factor* (dB/m)
*Factor includes antenna factor , cable loss and amplifier gain
Note 2: Margin (dB) = Emission level (dBuV/m) – Limit (dBuV/m).

Modulation	BT-LE (1Mbps)	**Test Freq. (MHz)**	2480
Polarization	Horizontal		

Test By :Sean Yu Temperature(℃):25 Humidity(%):61

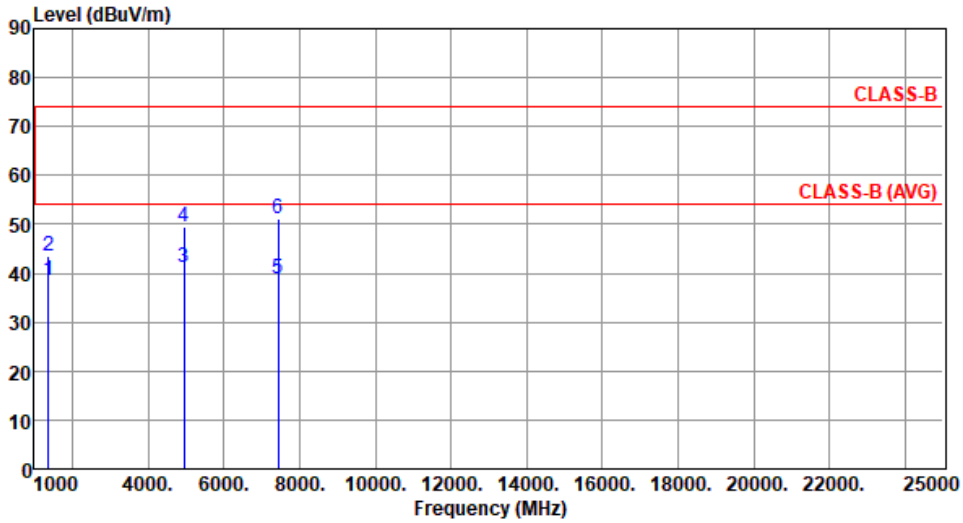

	Freq. MHz	Emission level dBuV/m	Limit dBuV/m	Margin dB	SA reading dBuV	Factor dB/m	Remark	ANT High cm	Turn Table deg
1	1375.00	38.44	54.00	-15.56	44.45	-6.01	Average	113	325
2	1375.00	43.43	74.00	-30.57	49.44	-6.01	Peak	113	325
3	4960.00	41.34	54.00	-12.66	41.36	-0.02	Average	100	234
4	4960.00	49.40	74.00	-24.60	49.42	-0.02	Peak	100	234
5	7440.00	38.82	54.00	-15.18	33.16	5.66	Average	215	299
6	7440.00	51.22	74.00	-22.78	45.56	5.66	Peak	215	299

Note 1: Emission Level (dBuV/m) = SA Reading (dBuV) + Factor* (dB/m)
*Factor includes antenna factor , cable loss and amplifier gain
Note 2: Margin (dB) = Emission level (dBuV/m) – Limit (dBuV/m).

Modulation	BT-LE (1Mbps)	**Test Freq. (MHz)**	2480
Polarization	Vertical		

Test By :Sean Yu Temperature(℃):25 Humidity(%):61

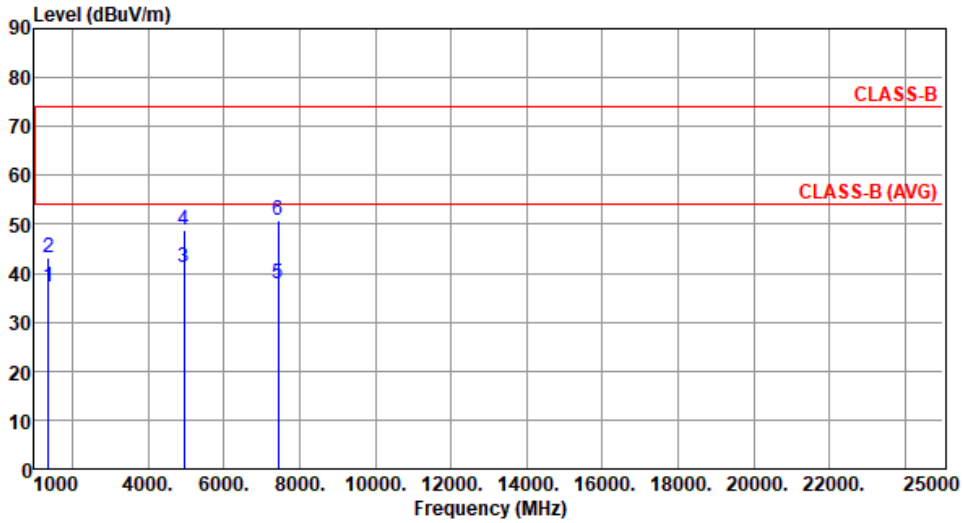

	Freq. MHz	Emission level dBuV/m	Limit dBuV/m	Margin dB	SA reading dBuV	Factor dB/m	Remark	ANT High cm	Turn Table deg
1	1375.00	37.35	54.00	-16.65	43.36	-6.01	Average	113	206
2	1375.00	43.24	74.00	-30.76	49.25	-6.01	Peak	113	206
3	4960.00	41.03	54.00	-12.97	41.05	-0.02	Average	194	28
4	4960.00	48.92	74.00	-25.08	48.94	-0.02	Peak	194	28
5	7440.00	37.89	54.00	-16.11	32.23	5.66	Average	100	73
6	7440.00	50.71	74.00	-23.29	45.05	5.66	Peak	100	73

Note 1: Emission Level (dBuV/m) = SA Reading (dBuV) + Factor* (dB/m)
*Factor includes antenna factor , cable loss and amplifier gain
Note 2: Margin (dB) = Emission level (dBuV/m) – Limit (dBuV/m).

Modulation	BT-LE (2Mbps)	**Test Freq. (MHz)**	2404
Polarization	Horizontal		

Test By :Sean Yu Temperature(℃):25 Humidity(%):61

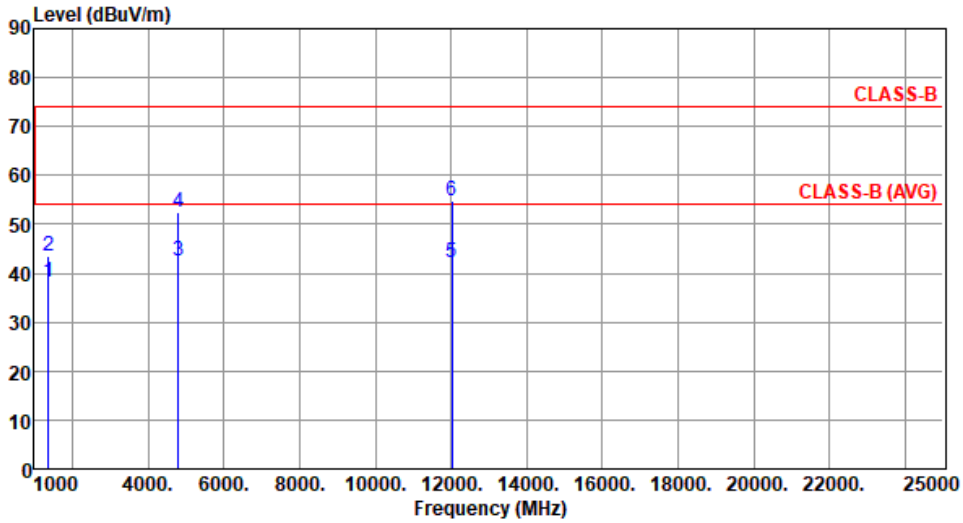

	Freq. MHz	Emission level dBuV/m	Limit dBuV/m	Margin dB	SA reading dBuV	Factor dB/m	Remark	ANT High cm	Turn Table deg
1	1375.00	38.33	54.00	-15.67	44.34	-6.01	Average	118	320
2	1375.00	43.60	74.00	-30.40	49.61	-6.01	Peak	118	320
3	4808.00	42.52	54.00	-11.48	42.88	-0.36	Average	100	229
4	4808.00	52.58	74.00	-21.42	52.94	-0.36	Peak	100	229
5	12020.00	42.29	54.00	-11.71	34.96	7.33	Average	100	150
6	12020.00	54.82	74.00	-19.18	47.49	7.33	Peak	100	150

Note 1: Emission Level (dBuV/m) = SA Reading (dBuV) + Factor* (dB/m)
*Factor includes antenna factor , cable loss and amplifier gain
Note 2: Margin (dB) = Emission level (dBuV/m) – Limit (dBuV/m).

Modulation	BT-LE (2Mbps)	**Test Freq. (MHz)**	2404
Polarization	Vertical		

Test By :Sean Yu Temperature(℃):25 Humidity(%):61

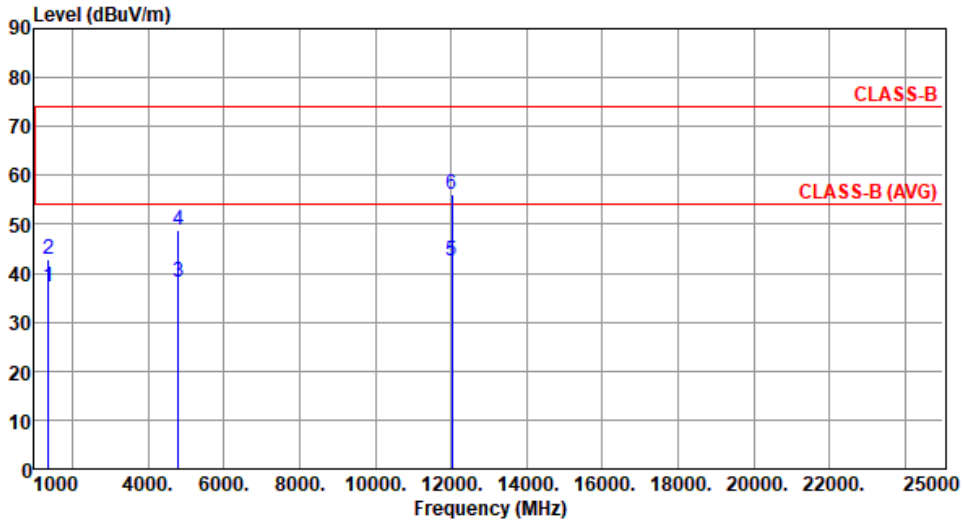

	Freq. MHz	Emission level dBuV/m	Limit dBuV/m	Margin dB	SA reading dBuV	Factor dB/m	Remark	ANT High cm	Turn Table deg
1	1375.00	37.29	54.00	-16.71	43.30	-6.01	Average	115	199
2	1375.00	42.98	74.00	-31.02	48.99	-6.01	Peak	115	199
3	4808.00	38.26	54.00	-15.74	38.62	-0.36	Average	222	29
4	4808.00	48.97	74.00	-25.03	49.33	-0.36	Peak	222	29
5	12020.00	42.53	54.00	-11.47	35.20	7.33	Average	100	331
6	12020.00	56.07	74.00	-17.93	48.74	7.33	Peak	100	331

Note 1: Emission Level (dBuV/m) = SA Reading (dBuV) + Factor* (dB/m)
*Factor includes antenna factor , cable loss and amplifier gain
Note 2: Margin (dB) = Emission level (dBuV/m) – Limit (dBuV/m).

Modulation	BT-LE (2Mbps)	**Test Freq. (MHz)**	2440
Polarization	Horizontal		

Test By :Sean Yu Temperature(℃):25 Humidity(%):61

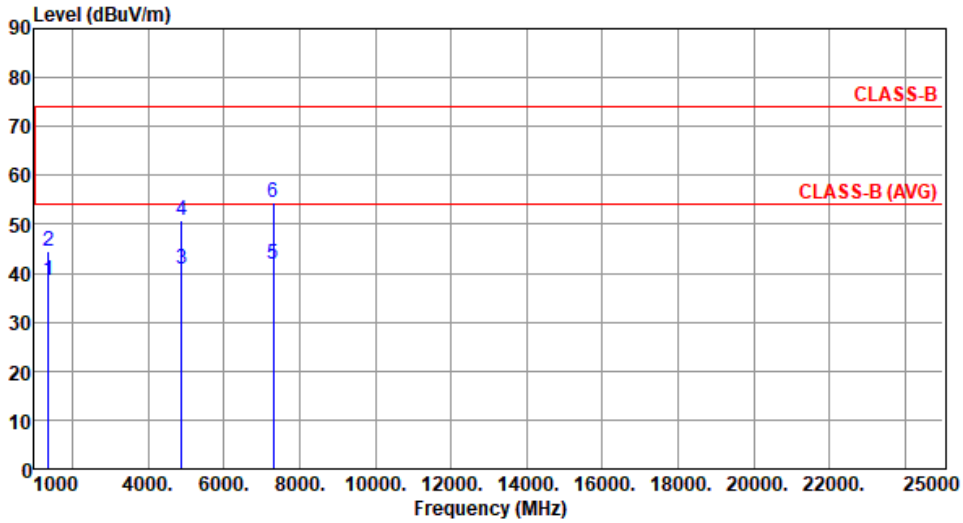

	Freq. MHz	Emission level dBuV/m	Limit dBuV/m	Margin dB	SA reading dBuV	Factor dB/m	Remark	ANT High cm	Turn Table deg
1	1375.00	38.41	54.00	-15.59	44.42	-6.01	Average	118	321
2	1375.00	44.39	74.00	-29.61	50.40	-6.01	Peak	118	321
3	4880.00	40.86	54.00	-13.14	41.20	-0.34	Average	100	218
4	4880.00	50.65	74.00	-23.35	50.99	-0.34	Peak	100	218
5	7320.00	41.86	54.00	-12.14	36.09	5.77	Average	231	294
6	7320.00	54.45	74.00	-19.55	48.68	5.77	Peak	231	294

Note 1: Emission Level (dBuV/m) = SA Reading (dBuV) + Factor* (dB/m)
*Factor includes antenna factor , cable loss and amplifier gain
Note 2: Margin (dB) = Emission level (dBuV/m) – Limit (dBuV/m).

Modulation	BT-LE (2Mbps)	**Test Freq. (MHz)**	2440
Polarization	Vertical		

Test By :Sean Yu Temperature(℃):25 Humidity(%):61

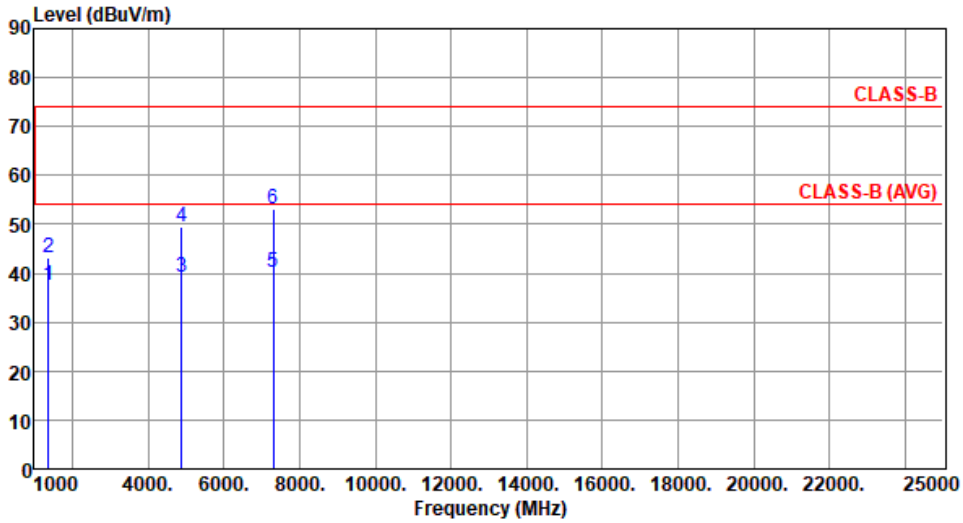

	Freq. MHz	Emission level dBuV/m	Limit dBuV/m	Margin dB	SA reading dBuV	Factor dB/m	Remark	ANT High cm	Turn Table deg
1	1375.00	37.60	54.00	-16.40	43.61	-6.01	Average	116	205
2	1375.00	43.12	74.00	-30.88	49.13	-6.01	Peak	116	205
3	4880.00	39.30	54.00	-14.70	39.64	-0.34	Average	217	28
4	4880.00	49.56	74.00	-24.44	49.90	-0.34	Peak	217	28
5	7320.00	40.06	54.00	-13.94	34.29	5.77	Average	166	311
6	7320.00	53.16	74.00	-20.84	47.39	5.77	Peak	166	311

Note 1: Emission Level (dBuV/m) = SA Reading (dBuV) + Factor* (dB/m)
*Factor includes antenna factor , cable loss and amplifier gain
Note 2: Margin (dB) = Emission level (dBuV/m) – Limit (dBuV/m).

Modulation	BT-LE (2Mbps)	**Test Freq. (MHz)**	2478
Polarization	Horizontal		

Test By :Sean Yu Temperature(℃):25 Humidity(%):61

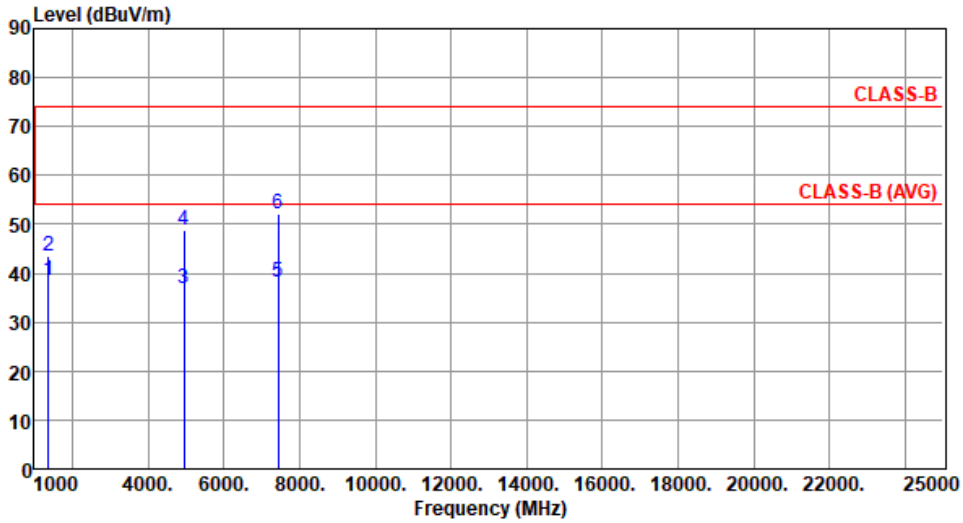

	Freq. MHz	Emission level dBuV/m	Limit dBuV/m	Margin dB	SA reading dBuV	Factor dB/m	Remark	ANT High cm	Turn Table deg
1	1375.00	38.50	54.00	-15.50	44.51	-6.01	Average	117	322
2	1375.00	43.66	74.00	-30.34	49.67	-6.01	Peak	117	322
3	4956.00	36.84	54.00	-17.16	36.89	-0.05	Average	100	228
4	4956.00	48.73	74.00	-25.27	48.78	-0.05	Peak	100	228
5	7434.00	38.09	54.00	-15.91	32.43	5.66	Average	100	126
6	7434.00	52.06	74.00	-21.94	46.40	5.66	Peak	100	126

Note 1: Emission Level (dBuV/m) = SA Reading (dBuV) + Factor* (dB/m)
*Factor includes antenna factor , cable loss and amplifier gain
Note 2: Margin (dB) = Emission level (dBuV/m) – Limit (dBuV/m).

Modulation	BT-LE (2Mbps)	**Test Freq. (MHz)**	2478
Polarization	Vertical		

Test By :Sean Yu Temperature(℃):25 Humidity(%):61

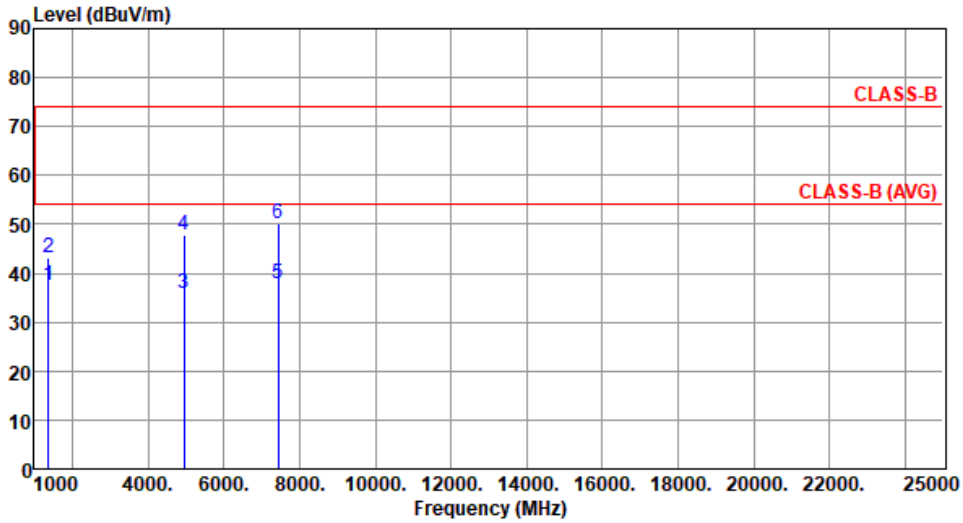

	Freq. MHz	Emission level dBuV/m	Limit dBuV/m	Margin dB	SA reading dBuV	Factor dB/m	Remark	ANT High cm	Turn Table deg
1	1375.00	37.43	54.00	-16.57	43.44	-6.01	Average	118	196
2	1375.00	43.27	74.00	-30.73	49.28	-6.01	Peak	118	196
3	4956.00	36.01	54.00	-17.99	36.06	-0.05	Average	230	30
4	4956.00	47.66	74.00	-26.34	47.71	-0.05	Peak	230	30
5	7434.00	37.96	54.00	-16.04	32.30	5.66	Average	100	221
6	7434.00	50.25	74.00	-23.75	44.59	5.66	Peak	100	221

Note 1: Emission Level (dBuV/m) = SA Reading (dBuV) + Factor* (dB/m)
*Factor includes antenna factor , cable loss and amplifier gain
Note 2: Margin (dB) = Emission level (dBuV/m) – Limit (dBuV/m).

BT-LE(125kbps) **CSENdB-DTS**

2402MHz

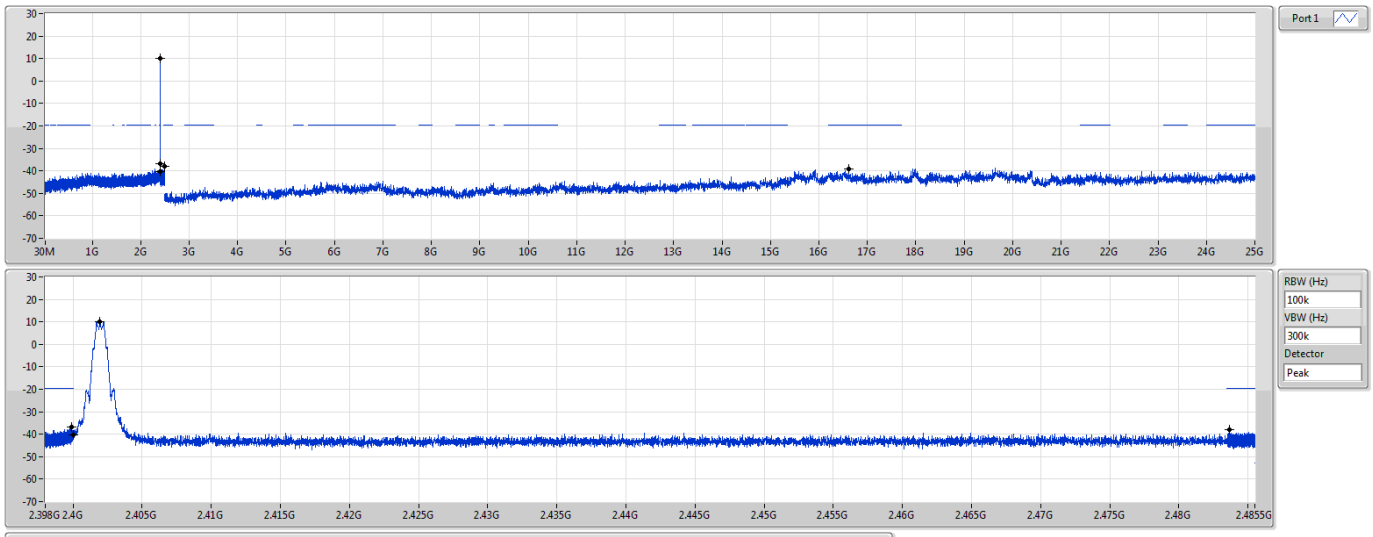

Ref(Hz)	Ref(dBm)	Limit(dBm)	Freq(Hz)	Level(dBm)	Freq(Hz)	Level(dBm)	Freq(Hz)	Level(dBm)	Freq(Hz)	Level(dBm)	Freq(Hz)	Level(dBm)	Port
2.40196G	10.27	-19.73	2.39741G	-40.31	2.3999G	-36.83	2.4G	-40.31	2.48365G	-37.90	16.61335G	-39.12	1

BT-LE(125kbps) **CSENdB-DTS**

2440MHz

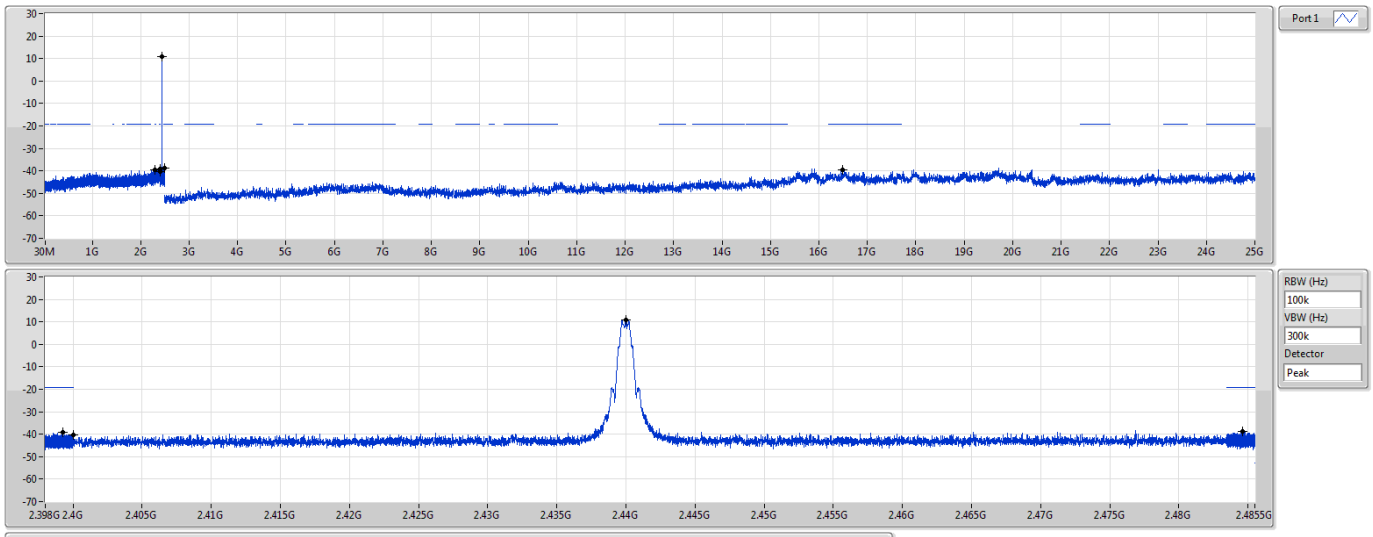

Ref(Hz)	Ref(dBm)	Limit(dBm)	Freq(Hz)	Level(dBm)	Freq(Hz)	Level(dBm)	Freq(Hz)	Level(dBm)	Freq(Hz)	Level(dBm)	Freq(Hz)	Level(dBm)	Port
2.43998G	10.83	-19.17	2.3015G	-39.68	2.39925G	-39.28	2.4G	-40.19	2.48463G	-38.92	16.49515G	-39.59	1

BT-LE(125kbps) **CSENdB-DTS**

2480MHz

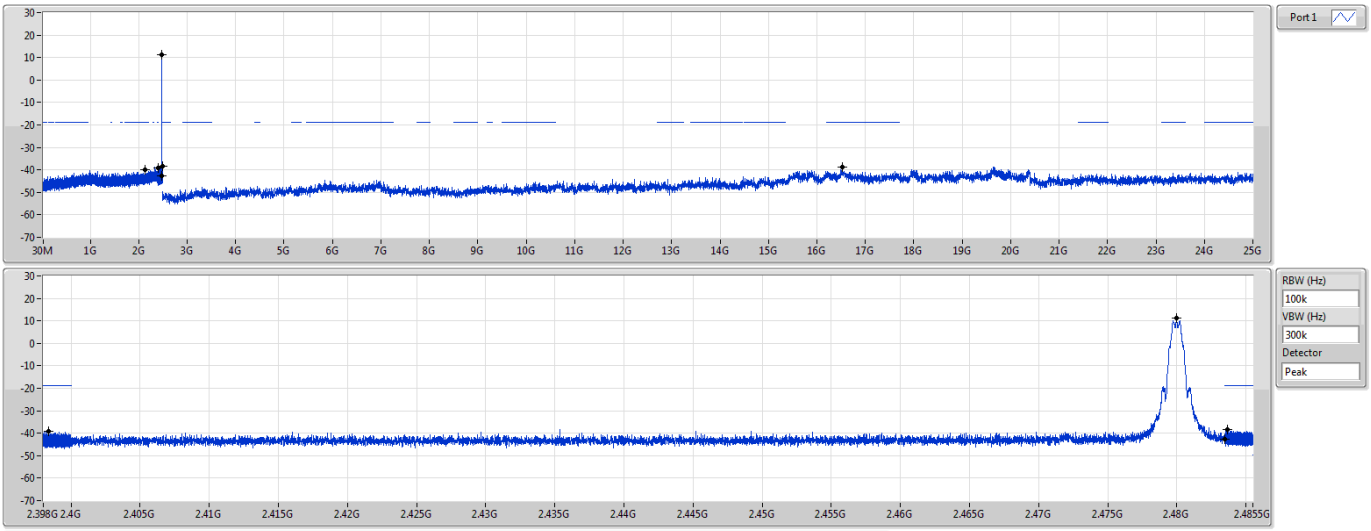

Ref(Hz)	Ref(dBm)	Limit(dBm)	Freq(Hz)	Level(dBm)	Freq(Hz)	Level(dBm)	Freq(Hz)	Level(dBm)	Freq(Hz)	Level(dBm)	Freq(Hz)	Level(dBm)	Port
2.47999G	11.13	-18.87	2.12923G	-40.02	2.39838G	-39.01	2.4835G	-42.47	2.48364G	-38.47	16.51766G	-38.56	1

BT-LE(500kbps) **CSENdB-DTS**

2402MHz

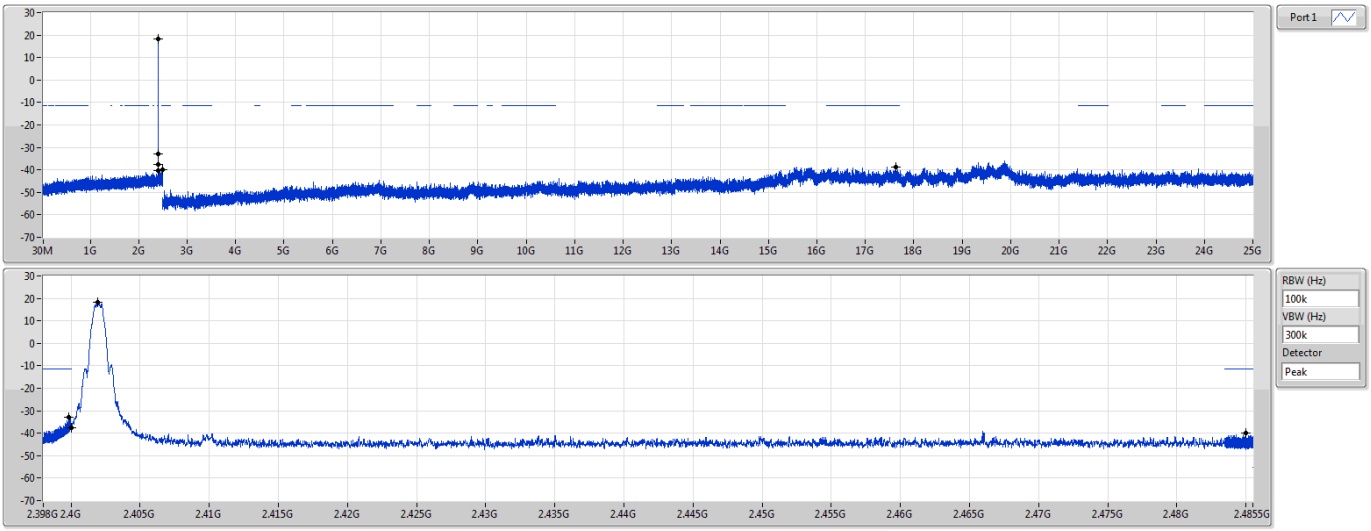

Ref(Hz)	Ref(dBm)	Limit(dBm)	Freq(Hz)	Level(dBm)	Freq(Hz)	Level(dBm)	Freq(Hz)	Level(dBm)	Freq(Hz)	Level(dBm)	Freq(Hz)	Level(dBm)	Port
2.40196G	18.44	-11.56	2.39415G	-40.17	2.39985G	-33.04	2.4G	-37.42	2.48502G	-40.04	17.63705G	-38.77	1

BT-LE(500kbps) **CSENdB-DTS**

2440MHz

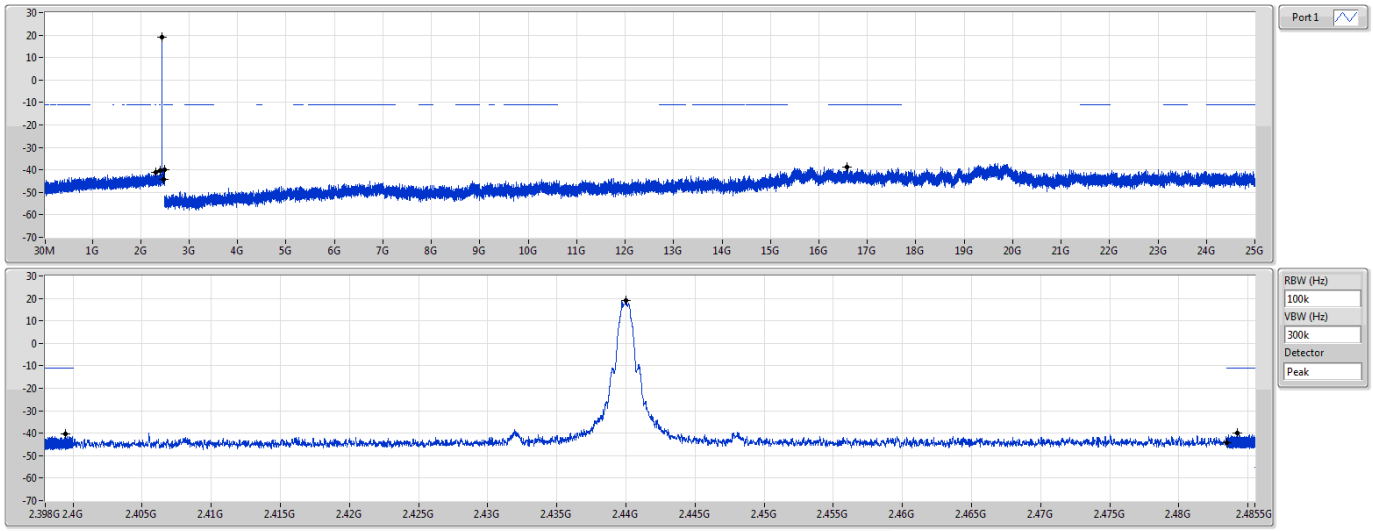

Ref(Hz)	Ref(dBm)	Limit(dBm)	Freq(Hz)	Level(dBm)	Freq(Hz)	Level(dBm)	Freq(Hz)	Level(dBm)	Freq(Hz)	Level(dBm)	Freq(Hz)	Level(dBm)	Port
2.43998G	18.91	-11.09	2.3089G	-41.14	2.39944G	-40.34	2.4835G	-44.17	2.48424G	-40.04	16.57536G	-38.94	1

BT-LE(500kbps) **CSENdB-DTS**

2480MHz

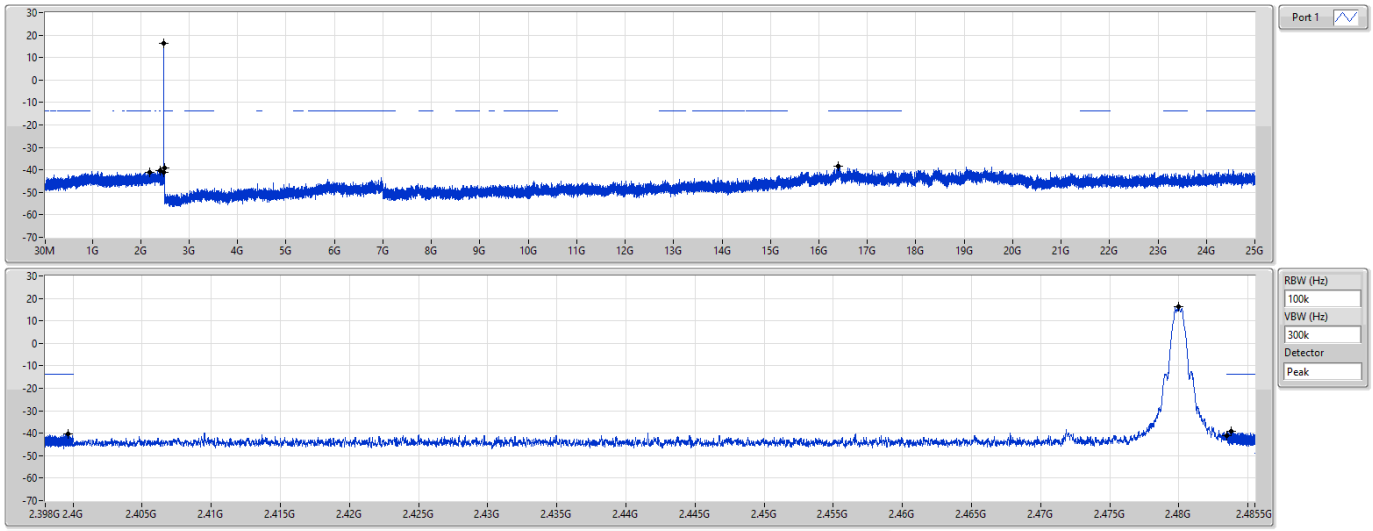

Ref(Hz)	Ref(dBm)	Limit(dBm)	Freq(Hz)	Level(dBm)	Freq(Hz)	Level(dBm)	Freq(Hz)	Level(dBm)	Freq(Hz)	Level(dBm)	Freq(Hz)	Level(dBm)	Port
2.47998G	16.19	-13.81	2.18636G	-41.22	2.39962G	-40.14	2.4835G	-41.04	2.48377G	-39.27	16.39665G	-38.53	1

BT-LE(1Mbps) **CSENdB-DTS**

2402MHz

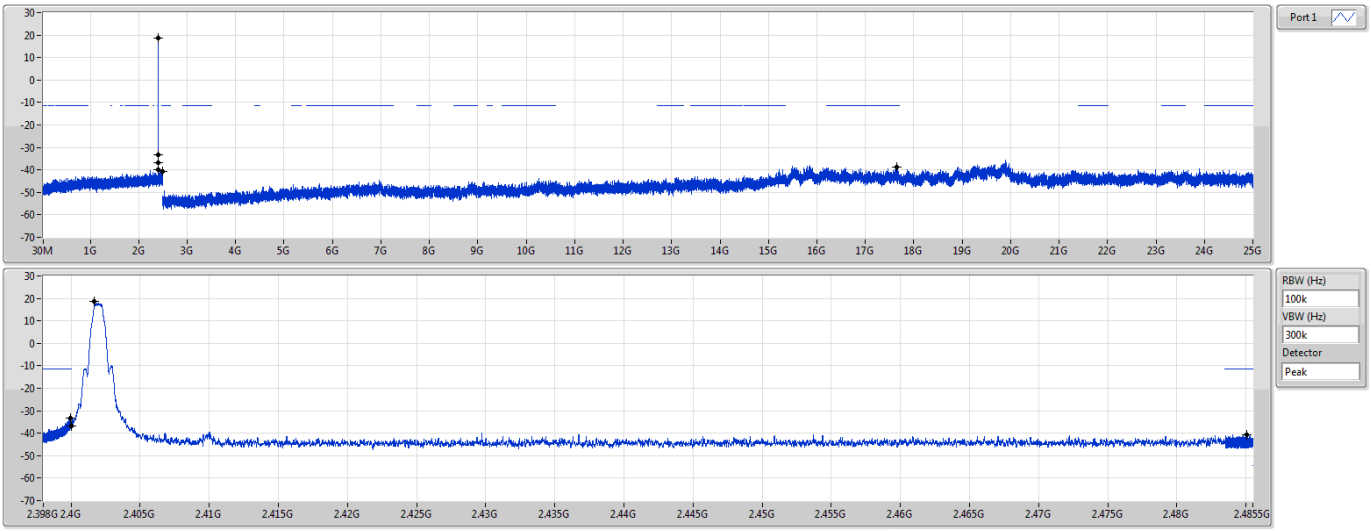

Ref(Hz)	Ref(dBm)	Limit(dBm)	Freq(Hz)	Level(dBm)	Freq(Hz)	Level(dBm)	Freq(Hz)	Level(dBm)	Freq(Hz)	Level(dBm)	Freq(Hz)	Level(dBm)	Port
2.40171G	18.57	-11.43	2.39741G	-39.73	2.39998G	-33.31	2.4G	-36.76	2.48506G	-40.70	17.64691G	-38.62	1

BT-LE(1Mbps) **CSENdB-DTS**

2440MHz

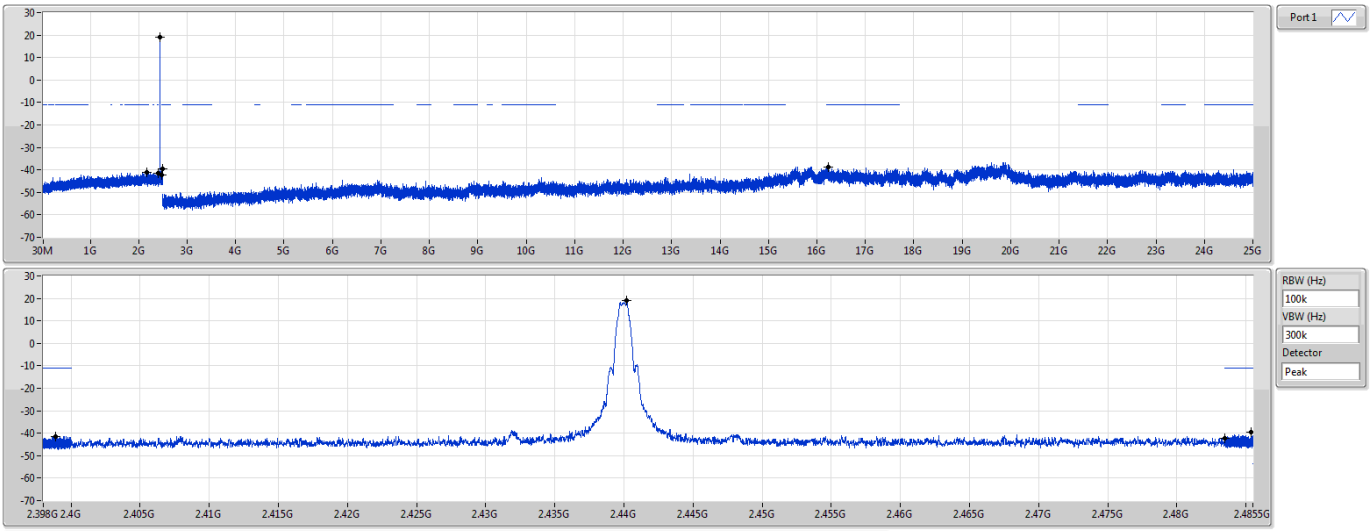

Ref(Hz)	Ref(dBm)	Limit(dBm)	Freq(Hz)	Level(dBm)	Freq(Hz)	Level(dBm)	Freq(Hz)	Level(dBm)	Freq(Hz)	Level(dBm)	Freq(Hz)	Level(dBm)	Port
2.44023G	19.08	-10.92	2.15883G	-41.17	2.39889G	-41.30	2.4835G	-42.23	2.48537G	-39.71	16.23975G	-38.74	1

BT-LE(1Mbps) **CSENdB-DTS**

2480MHz

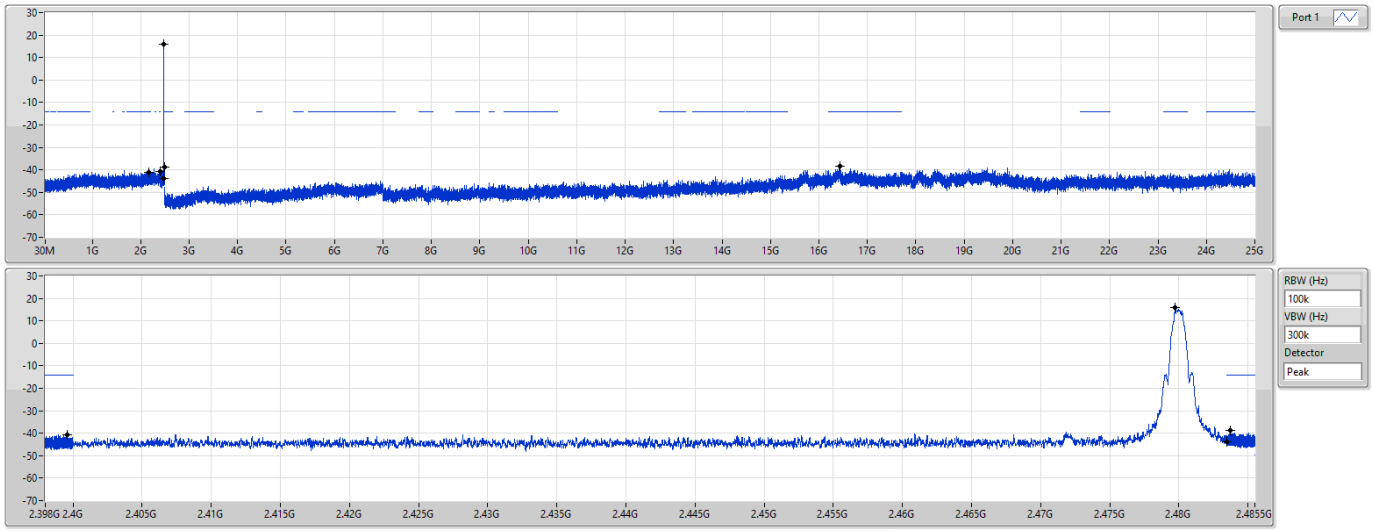

Ref(Hz)	Ref(dBm)	Limit(dBm)	Freq(Hz)	Level(dBm)	Freq(Hz)	Level(dBm)	Freq(Hz)	Level(dBm)	Freq(Hz)	Level(dBm)	Freq(Hz)	Level(dBm)	Port
2.47973G	15.75	-14.25	2.16771G	-40.95	2.3996G	-40.54	2.4835G	-43.87	2.48372G	-38.58	16.44379G	-38.31	1

BT-LE(2Mbps) **CSENdB-DTS**

2404MHz

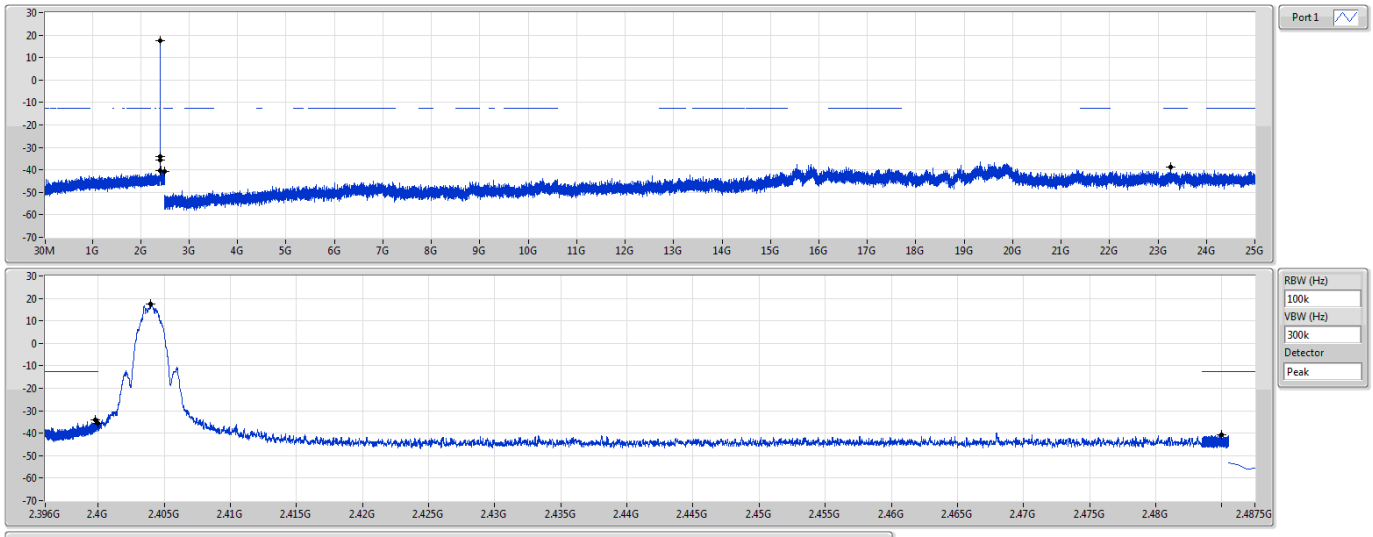

Ref(Hz)	Ref(dBm)	Limit(dBm)	Freq(Hz)	Level(dBm)	Freq(Hz)	Level(dBm)	Freq(Hz)	Level(dBm)	Freq(Hz)	Level(dBm)	Freq(Hz)	Level(dBm)	Port
2.40397G	17.58	-12.42	2.3957G	-40.24	2.39981G	-34.16	2.4G	-35.76	2.48498G	-40.53	23.25442G	-38.62	1

BT-LE(2Mbps) **CSENdB-DTS**

2440MHz

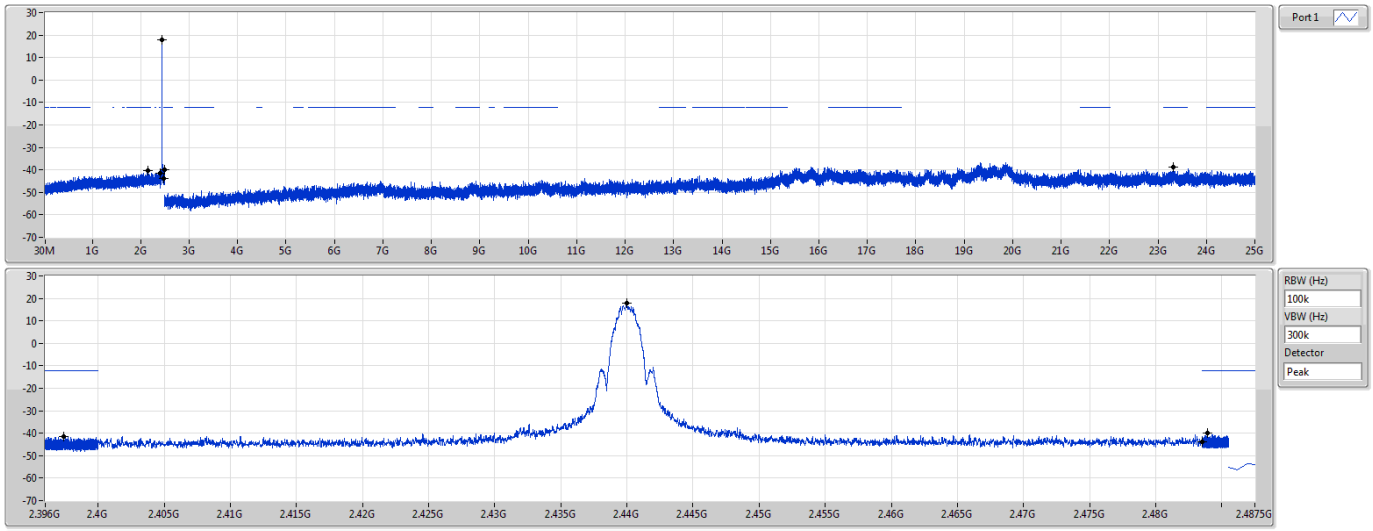

Ref(Hz)	Ref(dBm)	Limit(dBm)	Freq(Hz)	Level(dBm)	Freq(Hz)	Level(dBm)	Freq(Hz)	Level(dBm)	Freq(Hz)	Level(dBm)	Freq(Hz)	Level(dBm)	Port
2.43998G	17.77	-12.23	2.14018G	-40.38	2.39738G	-41.48	2.4835G	-43.90	2.48395G	-39.88	23.31845G	-38.82	1

BT-LE(2Mbps) **CSENdB-DTS**

2478MHz

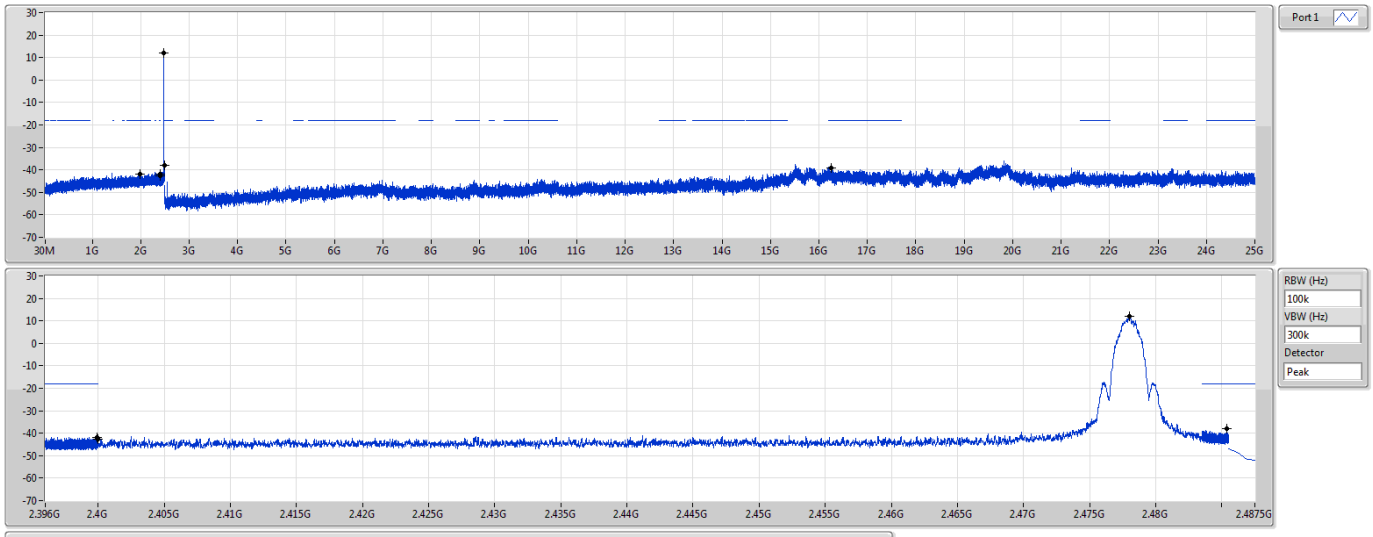

Ref(Hz)	Ref(dBm)	Limit(dBm)	Freq(Hz)	Level(dBm)	Freq(Hz)	Level(dBm)	Freq(Hz)	Level(dBm)	Freq(Hz)	Level(dBm)	Freq(Hz)	Level(dBm)	Port
2.47801G	12.10	-17.90	1.98225G	-41.96	2.39994G	-41.83	2.4G	-42.57	2.48537G	-37.90	16.24678G	-39.16	1

Modulation	BT-LE(1Mbps)	**Test Freq. (MHz)**	2440
Power Phase	Line		

Test by : Joe Liao Temperature: 22°C Humidity: 66%

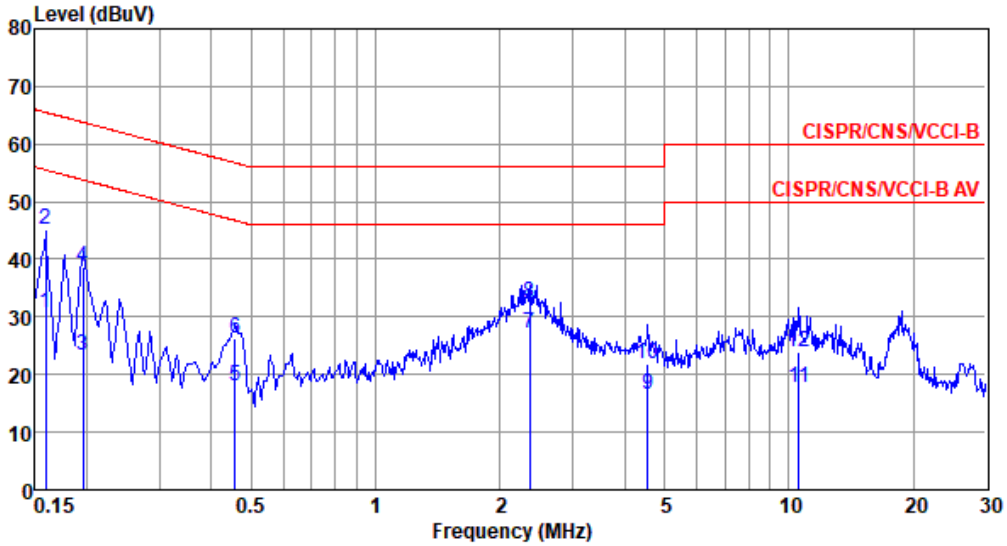

	Freq MHz	Level dBuV	Limit Line dBuV	Over Limit dB	Read Level dBuV	Factor dB	Cable loss dB	Aux dB	Remark
1	0.159	30.65	55.52	-24.87	20.91	9.68	0.06	0.00	Average
2	0.159	45.20	65.52	-20.32	35.46	9.68	0.06	0.00	QP
3	0.195	23.27	53.80	-30.53	13.53	9.68	0.06	0.00	Average
4	0.195	38.79	63.80	-25.01	29.05	9.68	0.06	0.00	QP
5	0.456	18.00	46.76	-28.76	8.26	9.67	0.07	0.00	Average
6	0.456	26.16	56.76	-30.60	16.42	9.67	0.07	0.00	QP
7*	2.358	27.19	46.00	-18.81	17.36	9.69	0.14	0.00	Average
8	2.358	32.57	56.00	-23.43	22.74	9.69	0.14	0.00	QP
9	4.549	16.61	46.00	-29.39	6.69	9.71	0.21	0.00	Average
10	4.549	21.92	56.00	-34.08	12.00	9.71	0.21	0.00	QP
11	10.564	17.64	50.00	-32.36	7.53	9.74	0.37	0.00	Average
12	10.564	24.02	60.00	-35.98	13.91	9.74	0.37	0.00	QP

Note 1: Level (dBuV) = Read Level (dBuV) + LISN Factor (dB) + Cable Loss (dB) + Aux (dB).
2: Over Limit (dB) = Level (dBuV) – Limit Line (dBuV).

Modulation	BT-LE(1Mbps)	**Test Freq. (MHz)**	2440
Power Phase	Neutral		

Test by : Joe Liao Temperature: 22°C Humidity: 66%

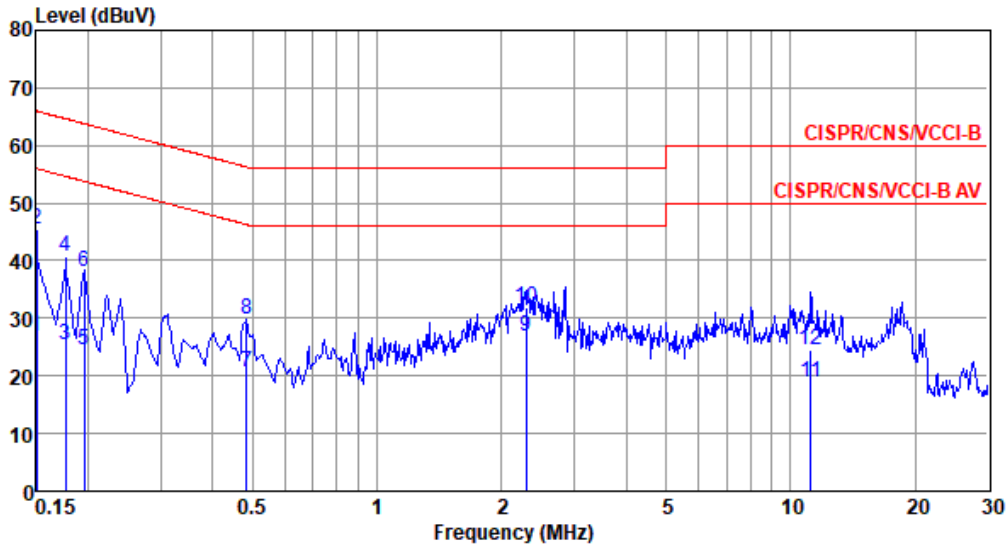

	Freq MHz	Level dBuV	Limit Line dBuV	Over Limit dB	Read Level dBuV	Factor dB	Cable loss dB	Aux dB	Remark
1	0.150	27.00	56.00	-29.00	17.33	9.61	0.06	0.00	Average
2	0.150	45.57	66.00	-20.43	35.90	9.61	0.06	0.00	QP
3	0.177	25.46	54.64	-29.18	15.79	9.61	0.06	0.00	Average
4	0.177	40.67	64.64	-23.97	31.00	9.61	0.06	0.00	QP
5	0.195	24.54	53.80	-29.26	14.87	9.61	0.06	0.00	Average
6	0.195	38.01	63.80	-25.79	28.34	9.61	0.06	0.00	QP
7	0.484	20.81	46.27	-25.46	11.13	9.61	0.07	0.00	Average
8	0.484	29.76	56.27	-26.51	20.08	9.61	0.07	0.00	QP
9*	2.297	26.80	46.00	-19.20	17.04	9.62	0.14	0.00	Average
10	2.297	31.82	56.00	-24.18	22.06	9.62	0.14	0.00	QP
11	11.198	18.97	50.00	-31.03	8.88	9.71	0.38	0.00	Average
12	11.198	24.57	60.00	-35.43	14.48	9.71	0.38	0.00	QP

Note 1: Level (dBuV) = Read Level (dBuV) + LISN Factor (dB) + Cable Loss (dB) + Aux (dB).
2: Over Limit (dB) = Level (dBuV) – Limit Line (dBuV).